

Bosnia and Herzegovina



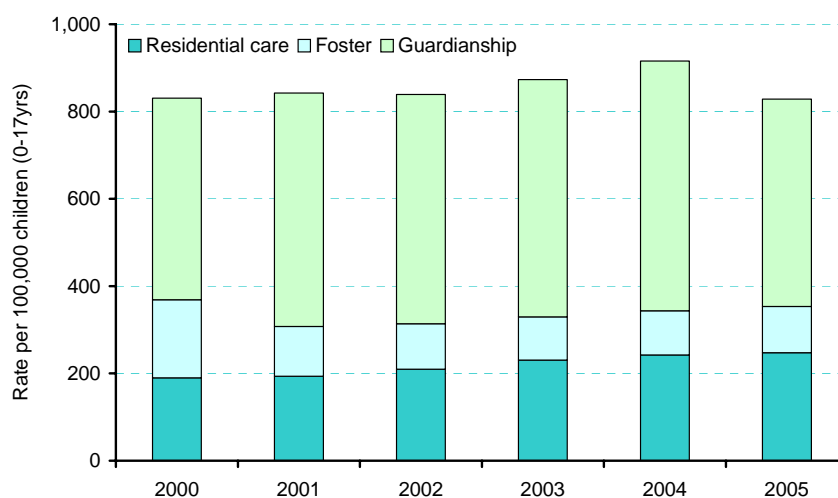
Total Population (2005)	4,388, 000
Child Population, 0 – 17 (2005)	909, 000
Children as proportion of Total Population	21%

Poverty Rate, \$PPP 2.15/day (2001) ¹	4%
Child Poverty rate (<16 yrs), \$PPP 2.15/day (2001) ²	6%

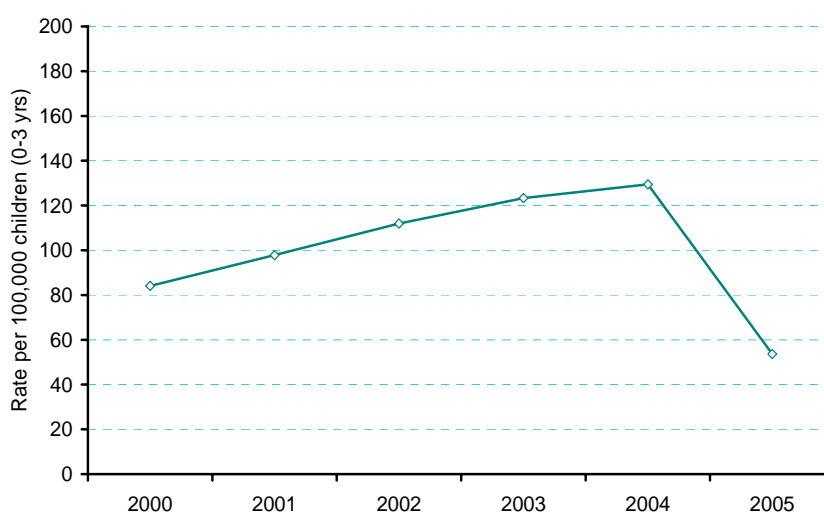
	2000	2001	2002	2003	2004	2005
Children in Residential Care (Absolute Number) ³	1788	1806	1936	2112	2204	2223
Children in Foster Care (Absolute Number)	1682	1066	961	908	918	978
Children in Guardianship Care (Absolute Number)	4349	4998	4855	4980	5203	4389
Adoption (Absolute Number)	154	177	191	198	201	82

*Data on Infants in Residential Care not available.

Rate of Children in Formal Care (by type)



Adoption Rate

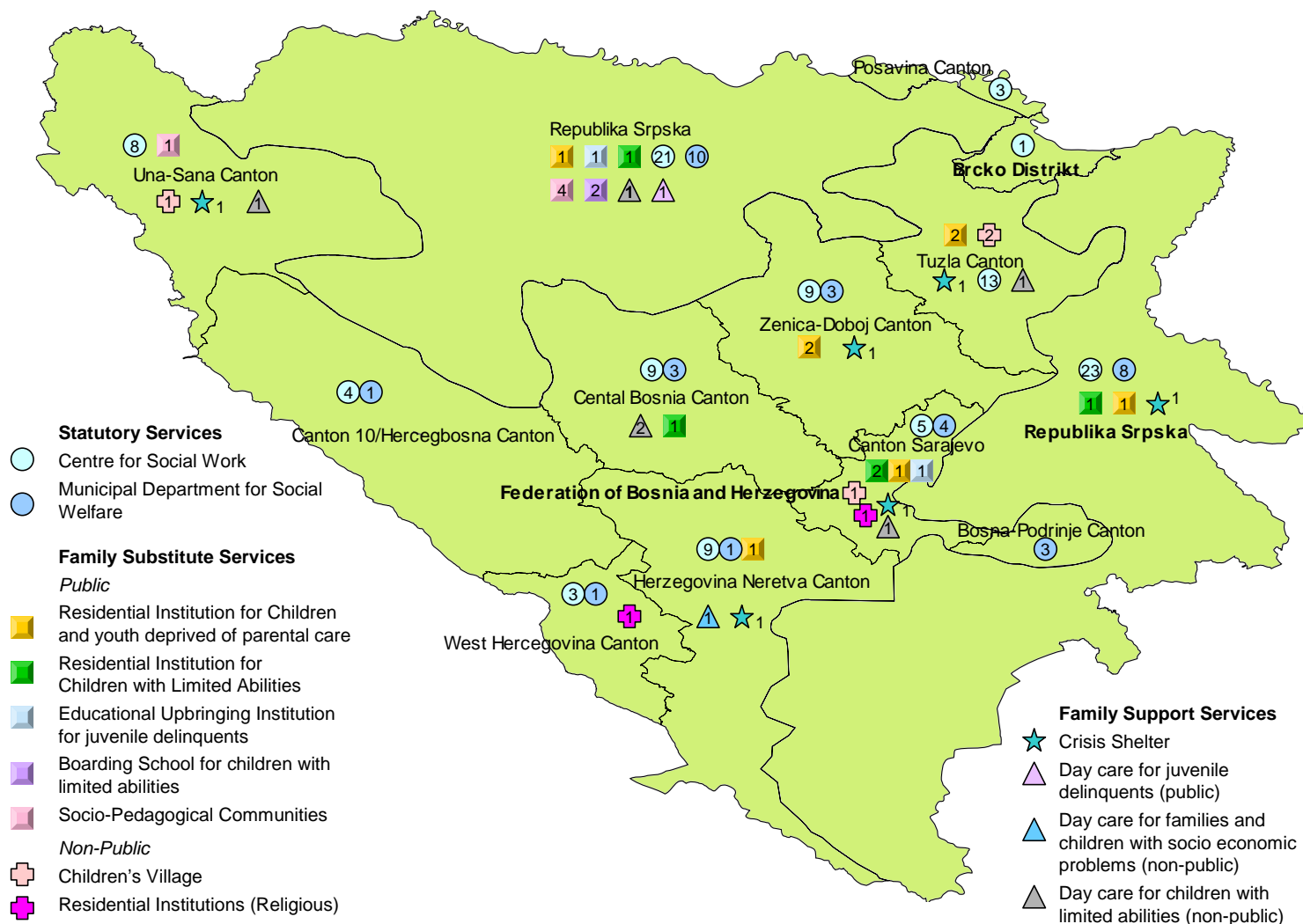


¹ World Bank, "Growth, Poverty and Inequality: Eastern Europe and the Former Soviet Union", 2005

² Ibid

³ Data includes 18 years and older residing in Child Care Institutions

Child Care Services in Bosnia and Herzegovina⁴



Definitions

Boarding schools: (fully state funded) at which the children receive board and lodging during the school term and sleep most nights at the school.

Crisis Shelters: Shelters and structures for children and families with socio-economic problems, including street children, victims of violence, abuse, trafficking.

Specialised day care: Refers ONLY to day care that is part of child protection services, such as day care for children and families with socio-economic problems and children with special needs.

⁴ Data Collected by UNICEF Country Office.