


# partnerships and fund-raising

UNICEF's work is supported by governments and by strong alliances with individuals, foundations and corporations. The private sector contributes one third of UNICEF's resources. These alliances are often built and maintained through the work of 37 Committees for UNICEF (see contact information, inside back cover) which raise funds for UNICEF and advocate on behalf of children.

## The oneworld™ Alliance for UNICEF



In December 1999, UNICEF joined nine major commercial airlines to launch the 'oneworld™ Alliance for UNICEF', the first airline alliance to adopt a charitable cause. The members are Aer Lingus, American Airlines, British Airways, Canadian Airlines, Cathay Pacific, Finnair, Iberia, LanChile and Qantas. The oneworld Alliance will support UNICEF's efforts in polio eradication, health care, nutrition and immunization. Participating airlines have pledged to raise \$25 million over the next five years through various activities, including Change for Good®, the programme that collects unused foreign currency from passengers aboard international flights. Seven of the oneworld Alliance airlines were already long-standing UNICEF partners in Change for Good®, which has raised over \$24 million since its start in 1991, with British Airways contributing more than half of the total amount. These airlines have supported UNICEF in other ways as



At a Kosovar refugee camp in TFYR Macedonia, children enjoy a show by Joanna Sherman and Michael McGuigan of the Bond Street Theatre. By arrangement with UNICEF, the New York-based theatre group and the Theatre Tsvete of Sofia (Bulgaria) performed for more than 10,000 children in seven camps.

Marko Georgiev, courtesy of the Bond Street Theatre

well, for example, by showing videos that profile UNICEF's work and occasionally assisting with shipping emergency supplies. In 1999, Lord Marshall, Chairman of British Airways, visited UNICEF programmes in South Africa and Zimbabwe.

Other airlines participating in Change for Good® are Air Mauritius, Alitalia, All Nippon Airways, Asiana Airlines, Crossair, Japan Airlines and TWA.

## Rotary International

Rotary International is the volunteer arm of a global partnership dedicated to eradicating polio, whose major partners include UNICEF, the World Health Organization (WHO) and the US Centers for Disease Control and Prevention (CDC). Rotary contributions will total almost half a billion dollars by the year 2005 and have

already helped protect more than 1 billion children from the disease. Since 1987, Rotary has given \$149 million to UNICEF for polio programmes. And thousands of Rotary volunteers have assisted in vaccine delivery, social mobilization and logistical support during National Immunization Days (NIDs) in many countries. The global campaign has helped nearly eradicate polio, although 30 countries remain at risk. The campaign aims to achieve global certification of polio eradication in 2005.

## Kiwanis International

In 1999, Kiwanis International, through its Worldwide Service Project, contributed more than \$7.5 million to UNICEF-supported projects to eliminate iodine deficiency disorders. This brought the Kiwanis six-year total to over \$25 million.

As a result of these and other efforts, in 1999, 12 million fewer children were at risk of mental impairment due to iodine deficiency than in 1990.

### Check Out for Children™

Sheraton Hotels and Resorts has raised \$4.1 million for UNICEF through Check Out for Children™, a fund-raising alliance with UNICEF that invites each hotel guest to donate \$1, or the equivalent in local currency, to benefit UNICEF programmes. First launched in Europe in 1995, Check Out for Children™ today operates in 154 Sheraton enterprises worldwide.

### Football as a 'play for peace'

Football, or soccer, was recruited to the cause of children during the year when UNICEF began cooperating with the Fédération Internationale de Football Association (International Federation of Football Association, or FIFA) on a number of projects. The opportunity arose in June, when Sepp Blatter, FIFA President, and United Nations Secretary-General Kofi Annan agreed to a FIFA-UN partnership. FIFA's first step was to help Kosovar children living in refugee camps obtain equipment – balls, shoes, uniforms and other items – through a donation made in cooperation with UEFA (the European soccer association).

In 1999, FIFA's creative agency used football as a theme in designing a series of 13 child rights posters as well as the cover of the media kit celebrating the 10th



UNICEF/Saskya Huggins

## BA crews help children

The well-maintained compound in Kenya, with neat bungalows clustered around colourful playground swings and slides, looks like a small boarding school. But Nyumbani – a name that means 'at home' in Kiswahili – is a hospice and a home for up to 70 young children, most of them HIV positive, who have been orphaned or

abandoned because of AIDS. A complementary outreach programme in the community assists approximately 150 HIV-positive children and their families.

Nyumbani, which operates completely on donations and has received supplies from UNICEF, has found many staunch supporters, including crew members from British Airways, who often spend their layovers in Nairobi caring for and playing with the children. Crew members have also staged fund-raisers to help buy the children toys, clothes and other items.

anniversary of the Convention on the Rights of the Child. FIFA and UNICEF also began work on a line of products uniting football images and child rights messages, to be launched in 2000.

### Corporate partnerships

UNICEF forges many alliances with corporations, involving fund-raising, in-kind donations, product licensing agreements and other arrangements. Major partnerships made or strengthened in 1999 include: the Sunshine for Children Telethon (Argentina); Louis Vuitton and Lancôme (France); Fuji Television Network (Japan); Schering Plough (Mexico); Manchester United (United Kingdom); and Pier 1 Imports, Merck & Co., Inc., TNT and Time

Warner Cable Company (United States). In addition:

- Brazil's Banco Itau now offers a financial investment option, PIC Criança, that benefits UNICEF. Proceeds from the option raised \$5.7 million from 1994 to 1998 and \$3.0 million in 1999. The project will run until the year 2003 and is expected to raise a total of \$6 million.
- In Japan, Nippon Telephone and Telegraph's Pressed Flowers programme has already generated \$30 million since 1990 and continues to raise \$2 million annually.
- The GSM Association, in the United Kingdom, supported UNICEF's global telecommunications and information technology with a contribution of \$1.2 million.
- Tata, Uruguay's largest supermarket chain, invites clients to add to their bills



Courtesy of Torino Fotogramma

In December, 10 young rights activists joined thousands of schoolchildren at an international conference on non-discrimination, held in Florence (Italy). The conference was organized by the UNICEF Innocenti Research Centre, based in Florence, in partnership with the Italian Committee for UNICEF and the Regione Toscana (Tuscan Regional Authority). The Centre, which receives core funding from the Government of Italy, aims to strengthen research on child rights issues. Here, Italian television personality Red Ronnie interviews Dragos Radu Bacurenci, a Romanian child rights advocate.



UNICEF/99-1026/Toutou/ny

**“Every child in the world deserves a tomorrow.” – Susan Sarandon, appointed as UNICEF Special Representative in 1999, speaking on 13 December at the New York media launch of UNICEF’s *The State of the World’s Children 2000*. The report, which this year focused on the challenges and opportunities in realizing children’s rights, is launched each December through special events around the world that are sponsored by UNICEF offices and National Committees. The report receives widespread coverage in print, broadcast and electronic media.**



UNICEF/99-0386/Thomas

**Roger Moore, UNICEF Goodwill Ambassador, distributes toys to Kosovar refugee children in the Stenkovic II camp near Skopje.**

one Uruguayan peso (about nine US cents), which is donated to UNICEF. The campaign aims to raise \$250,000.

■ The US company Becton Dickinson entered into a five-year partnership with UNICEF to help eliminate maternal and neonatal tetanus. In 1999, the company donated \$1.2 million to this effort and may commit as much as \$14 million by 2004.

■ In 1999, Procter & Gamble entered into agreements with UNICEF that benefited nine countries with donations of products and other support for nutrition, education and hygiene. A total of \$5 million will support education in India and the 10-member Association of Southeast Asian Nations (ASEAN) by the year 2004.

## Celebrity Supporters


Since the time when Danny Kaye and Audrey Hepburn first travelled around the world visiting and publicizing UNICEF programmes, celebrity advocates – Goodwill Ambassadors, Special Representatives and International Spokespersons – have made an enormous contribution to the cause of children by devoting their time and efforts to furthering UNICEF’s work.

Among the highlights of their activities in 1999: In December the international launch of UNICEF’s *The State of the World’s Children 2000* report featured as guest speakers Special Representative Susan Sarandon in New York and Goodwill Ambassador Sir Peter Ustinov in Berlin. Goodwill Ambassadors Tetsuko

Kuroyanagi and Roger Moore made field visits to the Balkans, generating support for emergency efforts. Special Representative for the Performing Arts Judy Collins organized a special show and performed at The Hague Appeal for Peace conference in May. Goodwill Ambassador Harry Belafonte participated in the ‘Oslo Challenge’ workshops on children and the media. Special Representative for the Performing Arts Vanessa Redgrave spearheaded a festival of music and theatre in Kosovo; and a variety of regional and national events commemorated the 10th anniversary of the Convention on the Rights of the Child. All of these activities were augmented by the work of numerous ‘national’ celebrity advocates affiliated with National Committees for UNICEF and UNICEF country offices.

### International Celebrity Spokespersons

- Lord Richard Attenborough**, Goodwill Ambassador
- Harry Belafonte**, Goodwill Ambassador
- Judy Collins**, Special Representative for the Performing Arts
- Julio Iglesias**, Special Representative for the Performing Arts
- Johann Olav Koss**, Special Representative for Sports
- Tetsuko Kuroyanagi**, Goodwill Ambassador
- Leon Lai**, Special Representative to Youth
- Roger Moore**, Goodwill Ambassador
- Nana Mouskouri**, Special Representative for the Performing Arts
- Youssou N’Dour**, Special Representative for the Performing Arts
- Vanessa Redgrave**, Special Representative for the Performing Arts
- Susan Sarandon**, Special Representative
- Vendela Thommessen**, International Spokesperson
- Liv Ullmann**, Goodwill Ambassador
- Sir Peter Ustinov**, Goodwill Ambassador
- Maxim Vengerov**, Envoy for Music
- George Weah**, Special Representative for Sports



Scampix

**Goodwill Ambassador Harry Belafonte delivering a keynote speech at the ‘Oslo Challenge’, a series of international workshops on children and the media held in Oslo in November.**

## National Committees for UNICEF

UNICEF's advocacy and fund-raising arm in industrialized countries comprises 37 Committees for UNICEF, which foster links with civil society and the private sector, sell UNICEF greeting cards and products and advocate for children's rights, among other activities. UNICEF's Regional Office for Europe (GRO), located in Geneva, guides and coordinates the activities of all the committees by providing policy, planning and communication support.

In 1999, many Committees lent strong support to the GRO initiative on forging an alliance with the Coalition to Stop the Use of Child Soldiers. National Committees helped raise funds and create coalitions around the issue of child soldiers in several countries – Austria, Belgium, Germany, the Netherlands, Spain and the United Kingdom. As a result of these and other global advocacy efforts, the Optional Protocol to the Convention on the Rights of the Child raised the minimum age for children participating in armed conflict from 15 to 18, although voluntary non-combatant recruitment of children aged 16 and older is still allowed.

National Committees also lent vital information and fund-raising support to women and children in emergencies, including those in Colombia, East Timor, Kosovo (Yugoslavia), Orissa (India), Sierra Leone, Turkey and Venezuela. Committees raised an average of 34 per cent of emergency funds.

### A child rights milestone: The first 10 years

When the Convention on the Rights of the Child (CRC) was adopted in 1989, it was a ray of hope for children. Within 10 years it had become the most widely ratified human rights treaty in history and a strong guiding light for the realization of children's rights the world over.

In November, UNICEF joined the world in celebrating the Convention's 10th anniversary, sponsoring several events at the General Assembly's special commemorative session. GRO organized various

panel discussions and an exhibition at the Palais des Nations in Geneva entitled 'Human rights begin with children's rights'.

To encourage children's participation in the implementation of the CRC, UNICEF launched 'What do you think?', an ongoing initiative that enables children to report their views to the Committee on the Rights of the Child, the 10-member group elected by States Parties to examine the progress made in implementing the CRC. One event was linked to a special meeting jointly organized by the Office of the High Commissioner for Human Rights and the Committee on the Rights of the Child. UNICEF invited 15 young people from seven countries to the meeting to share their experiences in promoting human rights in their communities. Also in Geneva, UNICEF launched 'Making Children Count', a web-based database that provides information on international measures to implement the Convention.

UNICEF also supported commemorative projects by the British Broadcasting Corporation (BBC) and Cable News Network International (CNN). CNN aired a special theme week of programmes called *The World's Children*, featuring documentaries on key issues.

UNICEF field offices held special events. For example, in Ethiopia, parliamentarians, governmental officials and civil society leaders joined children at a special gathering in the Government Constitution Hall in Addis Ababa, during which children presented their views.

Among the activities that National Committees staged were a week-long celebration organized by the German Committee. The Australian Committee for UNICEF produced a CD-ROM featuring articles by children about the CRC. In Norway, the Committee co-hosted a party for children in the Oslo City Hall.

The Canadian and Swiss Committees produced hard-hitting reports on child rights issues. The Canadian Committee helped organize a children's election on



UNICEF/99-1027/Bizard

In celebration of the 10th anniversary of the Convention on the Rights of the Child, the Office of the Mayor of Paris and the Paris City Council joined with the French Committee for UNICEF to place some 200 banners featuring the Convention's articles along the Champs-Élysées, the main boulevard in Paris.

rights, and the Belgian Committee involved 70 children and young people in a Senate debate. The Italian Committee for UNICEF sponsored a 'Train for Child Rights' carrying to various cities an interactive exhibit on child rights, which attracted 8,000 visitors. The Spain and United Kingdom Committees also organized many events.

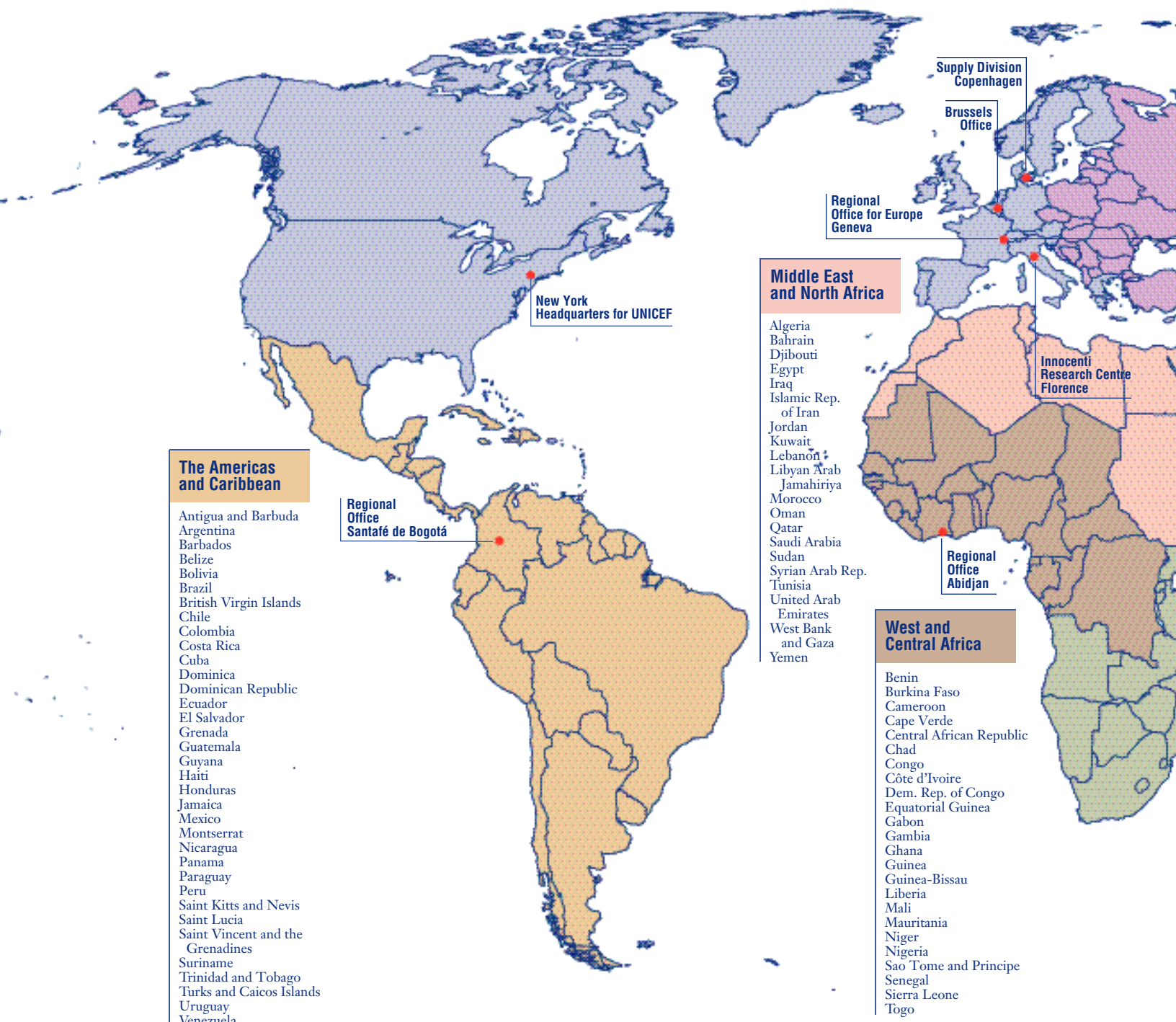


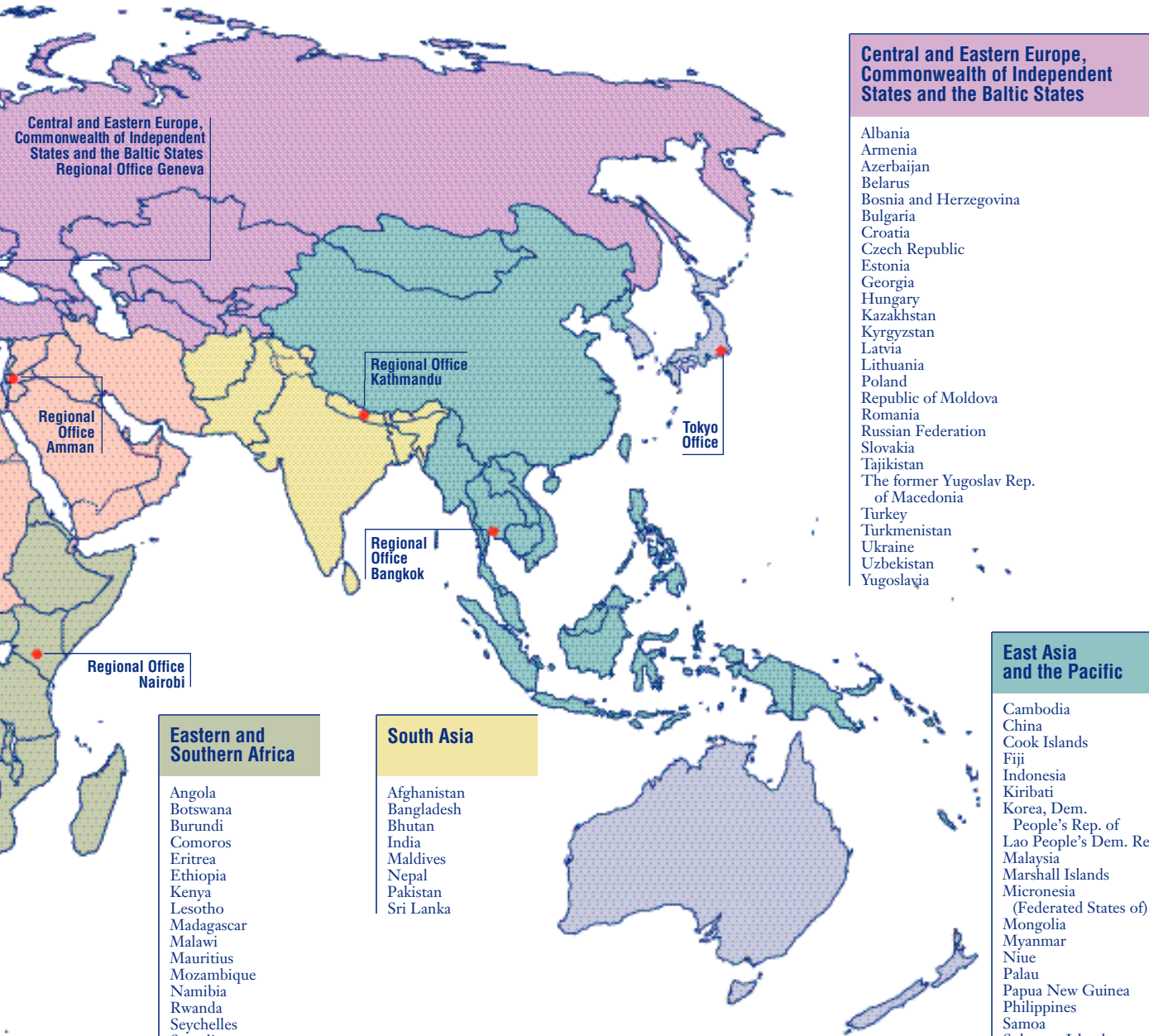

Courtesy of the British Broadcasting Corporation

In 1999, the British Broadcasting Corporation (BBC) World Service Trust reached more than 140 million listeners with *A World for Children*, accounts of the lives of children around the world, told in their own voices. *A World for Children*, with guidance and funding from UNICEF, broadcast 250 radio programmes in 22 languages. Here, BBC World Service Producer Marie-Jose Nyonzima interviews children who live and work on the streets of Kigali, Rwanda's capital.

# where UNICEF works

In 1999, UNICEF worked in 161 countries, areas and territories through 8 regional offices and 125 country offices.





Central and Eastern Europe,  
Commonwealth of Independent  
States and the Baltic States  
Regional Office Geneva

Regional  
Office  
Amman

Regional Office  
Nairobi

**Eastern and  
Southern Africa**

- Angola
- Botswana
- Burundi
- Comoros
- Eritrea
- Ethiopia
- Kenya
- Lesotho
- Madagascar
- Malawi
- Mauritius
- Mozambique
- Namibia
- Rwanda
- Seychelles
- Somalia
- South Africa
- Swaziland
- Uganda
- United Rep. of Tanzania
- Zambia
- Zimbabwe

**South Asia**

- Afghanistan
- Bangladesh
- Bhutan
- India
- Maldives
- Nepal
- Pakistan
- Sri Lanka

**Central and Eastern Europe,  
Commonwealth of Independent  
States and the Baltic States**

- Albania
- Armenia
- Azerbaijan
- Belarus
- Bosnia and Herzegovina
- Bulgaria
- Croatia
- Czech Republic
- Estonia
- Georgia
- Hungary
- Kazakhstan
- Kyrgyzstan
- Latvia
- Lithuania
- Poland
- Republic of Moldova
- Romania
- Russian Federation
- Slovakia
- Tajikistan
- The former Yugoslav Rep.  
of Macedonia
- Turkey
- Turkmenistan
- Ukraine
- Uzbekistan
- Yugoslavia

**East Asia  
and the Pacific**

- Cambodia
- China
- Cook Islands
- Fiji
- Indonesia
- Kiribati
- Korea, Dem.  
People's Rep. of
- Lao People's Dem. Rep.
- Malaysia
- Marshall Islands
- Micronesia  
(Federated States of)
- Mongolia
- Myanmar
- Niue
- Palau
- Papua New Guinea
- Philippines
- Samoa
- Solomon Islands
- Thailand
- Tokelau
- Tonga
- Tuvalu
- Vanuatu
- Viet Nam

*Note: This map does not reflect a position by UNICEF on the legal status of any country or territory or the delineation of any frontiers. Dotted line represents approximately the Line of Control in Jammu and Kashmir agreed upon by India and Pakistan. The final status of Jammu and Kashmir has not yet been agreed upon by the parties.*

Photo credits (left to right) UNICEF/88-037/Gray; UNICEF/92-0426/Toutounji; UNICEF/94-1228/Pirozzi; UNICEF/93-2136/Noorani; UNICEF/92-0009/Thomas; UNICEF/92-578/Lemoyne; UNICEF/92-004/Hartley.

# resources and management

## Income


UNICEF derives its income from voluntary contributions. These come from two main sources: governments and intergovernmental organizations; and non-governmental/private sector groups and individuals.

Total income for 1999 was \$1,118 million (compared with \$966 million for 1998). Contributions from governments/intergovernmental organizations accounted for 61 per cent of total income (\$687 million). An additional \$394 million (36 per cent) came from non-governmental/private sector sources, while \$37 million (3 per cent) was derived from a variety of other sources. (See also pie chart, page 28.) For estimated governmental and non-governmental/private sector contributions by country, see pages 29 through 32.

In 1999, \$589 million (53 per cent of income) was contributed to regular resources. Regular resources income includes contributions from governments; net income from the sale of greeting cards and products; funds contributed by the public (mainly through National Committees for UNICEF); and other income.

Regular resources are used for UNICEF's participation in UNICEF Country Programmes of Cooperation approved by the Executive Board, as well as for programme support and management and administration of the organization. The UNICEF programme budget in each country is allocated according to three criteria: under-five mortality rate (the probability of dying between birth and five years of age, expressed per 1,000 births); income level (GNP per capita); and the size of the child population. The table on page 26 shows the distribution of regular resources by country.

Contributions to other resources from governments, intergovernmental organizations, non-governmental organizations and the private sector totalled



UNICEF emergency supplies bound for East Timor in 1999, part of an overall effort to support post-conflict health and education in the territory.

\$529 million (47 per cent of income). Of these funds, \$332 million (30 per cent of income) supported projects approved by the Executive Board as extensions of Country Programmes of Cooperation funded by regular resources; \$197 million (17 per cent of income) supported relief and rehabilitation programmes in emergency situations, which by their nature are difficult to predict. (See also graph at right.)

## Government Contributions

Governments and intergovernmental organizations contributed \$687 million of UNICEF's \$1,118 million income in 1999. Nine governments of the Organisation for Economic Co-operation and Development/Development Assistance Committee increased their local currency

contributions to regular resources over 1998, while eleven governments decreased their contributions and one maintained its contribution at the same level. Among intergovernmental agencies, the highest contribution – about \$16 million – came from the European Community Humanitarian Office.

The United States remained the largest government donor to UNICEF, providing a total of \$204 million. Its annual regular resources contribution, which has been sustained at \$100 million since 1993, increased to \$105 million in 1999. The United States also increased its contribution to other resources from \$62 million in 1998 to \$99 million in 1999 – a 60 per cent increase. (See chart, page 28.)

Sweden continues to be the second largest government donor, contributing \$70 million, of which \$33 million was to regular resources.

Japan became the third largest government donor, contributing a total of \$65 million, with \$25 million going to regular resources.

Norway became the fourth largest government donor, providing a total of \$60 million. Norway maintains its position as the largest per capita donor, contributing around \$13.50 per person, and is the second largest donor to regular resources, contributing \$36 million.

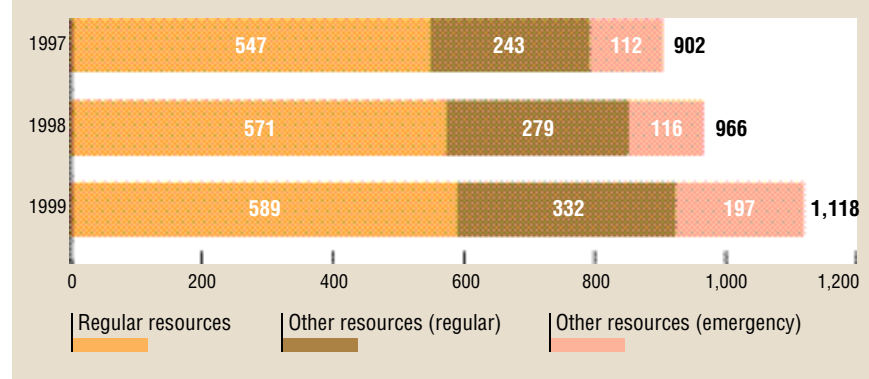
The Netherlands, with a total contribution of \$53 million that reflected an increase to other resources, became the fifth largest government donor.

The United Kingdom remained the sixth largest government donor, contributing \$51 million.

Canada moved up one place from its 1998 status to become the seventh largest government donor with a total of \$41 million, \$9 million of which was to regular resources.

Denmark became the eighth largest government donor, providing a total of

**UNICEF income 1997-1999** (in millions of US dollars)



\$33 million, with \$26 million going to regular resources.

Australia and Italy, with contributions of \$15.2 million and \$14.9 million, respectively, became the ninth and tenth largest government donors.

## Expenditures

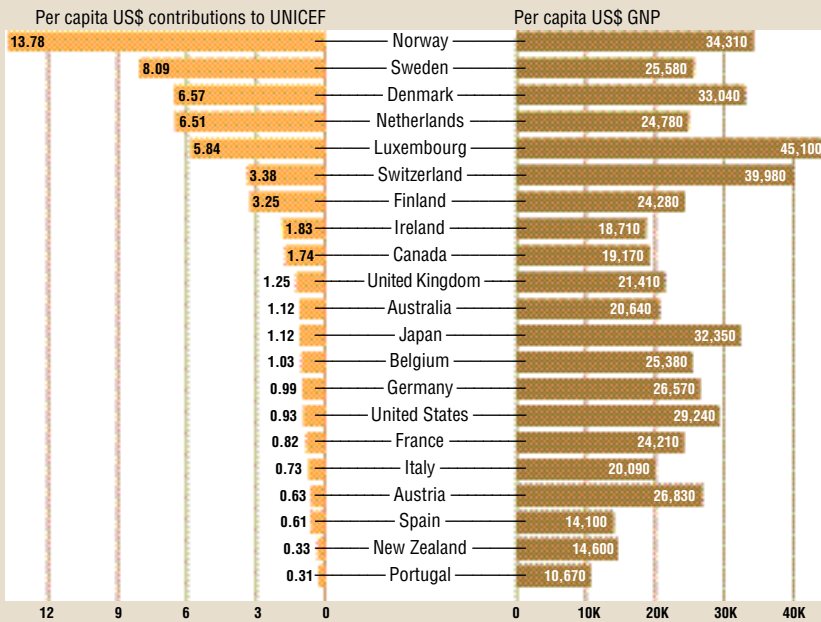
The Executive Director authorizes expenditures to meet recommendations approved by the Executive Board for

programme assistance. The pace of expenditure in any country depends on the speed of programme implementation.

In 1999, UNICEF total expenditures, including write-offs, amounted to \$1,064 million (compared with \$882 million in 1998). Of these expenditures, \$971 million (91 per cent) was for programme cooperation, \$89 million (8 per cent) was for management and administration of the organization, and about \$4 million (1 per cent) went towards write-offs and other charges. *(For programme expenditure by sector, see chart on page 27.)*

## contributions\* to UNICEF vs. GNP

Member countries of the Development Assistance Committee



\*Includes governments, National Committees, NGOs and other contributors.  
Sources: 1999 contribution figures from UNICEF. Population figures from the United Nations Population Division. Per capita GNP figures from 2000 World Bank Atlas.

## Biennial Support Budget 1998-1999

In January 1998, the Executive Board approved the Biennial Support Budget for 1998-1999. This was a no-growth budget over the 1996-1997 biennium, achieved through efficiency measures and implementation of the Management Excellence Programme. In this budget, the organization has been able to absorb the impact of inflation and add the programme support costs of 25 country offices. Excluding these costs, the Support Budget for 1998-1999 represents a reduction of 6 per cent over the 1996-1997 biennium in real terms. In addition, in September 1999, the Board approved a Biennial Support Budget for 2000-2001, which is also a no-growth budget over 1998-1999.

The Support Budget comprises two categories: 1) programme support for

## programmes funded from regular resources

The following country programmes, approved for multi-year periods by the UNICEF Executive Board as of 31 December 1999, are funded from regular resources. UNICEF's additional programmes are funded from other resources.

UNICEF cooperated with 161 countries, areas and territories in 1999: 46 in sub-Saharan Africa (ESARO and WCARO); 35 in Latin America and the Caribbean (TACRO); 33 in Asia (EAPRO and ROSA); 20 in the Middle East and North Africa (MENARO); and 27 in Central and Eastern Europe, Commonwealth of Independent States (CEE/CIS) and Baltic States.

Financed from funds for regional activities: in ESARO – Seychelles; in MENARO – Libya. Financed from other resources only: Croatia, Yugoslavia.

<b>Afghanistan</b> 2000–2002: \$26,461,000	<b>Cuba</b> 1997–2001: \$5,000,000	<b>Kenya</b> 1999–2003: \$16,785,000	<b>Philippines</b> 1999–2003: \$12,499,000
<b>Albania</b> 1996–2000: \$4,850,000	<b>Dem. People's Rep. of Korea</b> 1999–2000: \$1,677,000	<b>Kyrgyzstan</b> 2000–2004: \$4,038,000	<b>Rep. of Moldova</b> 1997–2001: \$3,750,000
<b>Algeria</b> 1998–2000: \$2,748,000	<b>Democratic Rep. of Congo</b> 2000–2002: \$46,030,000	<b>Lao People's Dem. Rep.</b> 1998–2002: \$5,265,000	<b>Romania</b> 2000–2004: \$3,625,000
<b>Angola</b> 1999–2003: \$18,729,000	<b>Djibouti</b> 1999–2003: \$3,304,000	<b>Lebanon<sup>3</sup></b> 1997–2001: \$5,000,000	<b>Rwanda</b> 1998–2000: \$4,860,000
<b>Argentina</b> 1997–2001: \$5,000,000	<b>Dominican Republic</b> 1997–2001: \$5,000,000	<b>Lesotho</b> 1997–2001: \$5,000,000	<b>Sao Tome and Principe</b> 1997–2001: \$3,750,000
<b>Armenia</b> 2000–2004: \$3,430,000	<b>E. Caribbean Islands<sup>2</sup></b> 2000–2002: \$6,000,000	<b>Liberia</b> 1999–2000: \$2,046,000	<b>Senegal</b> 1997–2001: \$5,080,000
<b>Azerbaijan</b> 2000–2004: \$4,519,000	<b>Ecuador</b> 1999–2003: \$3,799,000	<b>Madagascar</b> 1996–2000: \$15,900,000	<b>Sierra Leone</b> 2000–2001: \$4,837,000
<b>Bangladesh</b> 1996–2000: \$88,000,000	<b>Egypt</b> 1995–2000: \$30,000,000	<b>Malawi</b> 1997–2001: \$14,750,000	<b>Sierra Leone</b> 2000–2001: \$4,837,000
<b>Belize</b> 1997–2001: \$3,750,000	<b>El Salvador</b> 1997–2001: \$5,000,000	<b>Malaysia</b> 1997–2000: \$3,000,000	<b>Somalia</b> 1999–2000: \$5,859,000
<b>Benin</b> 1999–2003: \$5,913,000	<b>Equatorial Guinea</b> 1999–2003: \$3,378,000	<b>Maldives</b> 1999–2002: \$2,552,000	<b>South Africa</b> 1997–2001: \$5,200,000
<b>Bhutan</b> 1997–2001: \$5,000,000	<b>Eritrea</b> 1996–2000: \$7,500,000	<b>Mali</b> 1998–2002: \$16,605,000	<b>Sri Lanka</b> 1997–2001: \$5,000,000
<b>Bolivia</b> 1998–2002: \$4,480,000	<b>Ethiopia</b> 2000–2001: \$30,790,000	<b>Mauritania*</b> 1999–2003: \$5,474,753	<b>Sudan</b> 1997–2001: \$19,650,000
<b>Bosnia &amp; Herzegovina</b> 1999–2001: \$2,335,000	<b>Gabon</b> 1997–2001: \$3,750,000	<b>Mauritius</b> 1996–2000: \$3,750,000	<b>Swaziland</b> 1996–2000: \$3,750,000
<b>Botswana</b> 2000–2002: \$2,073,000	<b>Gambia</b> 1999–2003: \$3,594,000	<b>Mexico</b> 1996–2001: \$6,280,000	<b>Syria<sup>3</sup></b> 1996–2000: \$5,000,000
<b>Brazil</b> 1994–2000: \$11,900,000	<b>Georgia</b> 1996–2000: \$4,850,000	<b>Mongolia</b> 1997–2001: \$3,750,000	<b>Tajikistan</b> 2000–2004: \$6,080,000
<b>Burkina Faso</b> 1996–2000: \$14,000,000	<b>Ghana</b> 1996–2000: \$15,000,000	<b>Morocco</b> 1997–2001: \$7,360,000	<b>Tanzania</b> 1997–2001: \$31,720,000
<b>Burundi</b> 2000: \$2,266,000	<b>Guatemala</b> 1997–2001: \$5,000,000	<b>Mozambique</b> 1999–2001: \$18,238,000	<b>Thailand</b> 1999–2003: \$3,965,000
<b>Cambodia</b> 1996–2000: \$11,550,000	<b>Guinea</b> 1997–2001: \$7,400,000	<b>Myanmar</b> 1996–2000: \$32,500,000	<b>The former Yugoslav Rep. of Macedonia</b> 1999–2001: \$1,853,000
<b>Cameroon</b> 1998–2002: \$6,500,000	<b>Guinea-Bissau</b> 1998–2002: \$4,500,000	<b>Namibia</b> 1997–2001: \$5,000,000	<b>Togo</b> 1997–2001: \$5,000,000
<b>Cape Verde</b> 2000–2004: \$3,115,000	<b>Guyana</b> 2000: \$655,000	<b>Nepal</b> 1997–2001: \$18,400,000	<b>Tunisia</b> 1997–2001: \$5,000,000
<b>CEE, CIS and Baltic States<sup>1</sup></b> 2000–2001: \$7,000,000	<b>Haiti</b> 2000–2001: \$3,902,000	<b>Nicaragua</b> 1997–2001: \$5,000,000	<b>Turkey</b> 1997–2000: \$4,920,000
<b>Central African Rep.</b> 1997–2001: \$5,000,000	<b>Honduras</b> 1996–2000: \$4,850,000	<b>Niger</b> 2000–2004: \$31,672,000	<b>Turkmenistan</b> 2000–2004: \$4,288,000
<b>Chad</b> 1996–2000: \$8,500,000	<b>India</b> 1999–2002: \$120,042,000	<b>Nigeria</b> 1997–2001: \$67,000,000	<b>Uganda</b> 1995–2000: \$32,600,000
<b>Chile</b> 1997–2001: \$5,000,000	<b>Indonesia</b> 1995–2000: \$72,000,000	<b>Oman</b> 1997–2000: \$4,000,000	<b>Uruguay</b> 1997–2001: \$3,750,000
<b>China</b> 1996–2000: \$100,000,000	<b>Iran</b> 2000–2004: \$3,902,000	<b>Pacific Islands<sup>4</sup></b> 1997–2001: \$7,000,000	<b>Uzbekistan</b> 2000–2004: \$8,070,000
<b>Colombia</b> 2000–2001: \$1,666,000	<b>Iraq*</b> 1999–2000: \$3,026,413	<b>Pakistan</b> 1999–2003: \$56,943,000	<b>Venezuela</b> 1998–2002: \$4,250,000
<b>Comoros</b> 1997–2001: \$3,750,000	<b>Jamaica</b> 1997–2001: \$3,750,000	<b>Panama</b> 1997–2001: \$3,750,000	<b>Viet Nam</b> 1996–2000: \$44,000,000
<b>Congo</b> 1999–2000: \$1,690,000	<b>Jordan<sup>3</sup></b> 1998–2002: \$4,250,000	<b>Papua New Guinea</b> 1998–2002: \$4,250,000	<b>Yemen</b> 1999–2001: \$7,861,000
<b>Costa Rica</b> 1997–2001: \$3,750,000	<b>Kazakhstan</b> 2000–2004: \$4,500,000	<b>Paraguay</b> 2000–2001: \$1,417,000	<b>Zambia</b> 1997–2001: \$10,250,000
<b>Côte d'Ivoire</b> 1997–2001: \$10,250,000		<b>Peru</b> 1996–2000: \$5,380,000	<b>Zimbabwe</b> 2000–2004: \$8,391,000

\* Includes additional regular resources allocated since the funds were first approved by the Executive Board.

<sup>1</sup> Covers Belarus, Bulgaria, the Czech Republic, Estonia, Hungary, Latvia, Lithuania, Poland, the Russian Federation, Slovakia and Ukraine.

<sup>2</sup> Includes Antigua and Barbuda, Barbados, the British Virgin Islands, Dominica, Grenada, Montserrat, Saint Kitts and Nevis, Saint Lucia, Saint Vincent and the Grenadines, Suriname, Trinidad and Tobago, and Turks and Caicos Islands.

<sup>3</sup> UNICEF is providing assistance for Palestinian children and women for 1998–2000 in the following: Jordan – \$600,000; Lebanon – \$1,050,000; Syria – \$600,000; West Bank and Gaza – \$2,550,000.

<sup>4</sup> Includes Cook Islands, Federated States of Micronesia, Fiji, Kiribati, Marshall Islands, Niue, Palau, Samoa, Solomon Islands, Tokelau, Tonga, Tuvalu and Vanuatu.

country and regional offices and a small part of headquarters operations that assists programme development and delivery; and 2) management and administration, covering those parts of headquarters that carry out functions of executive direction, organizational policy, external relations and administration of information, finances and human resources. The budget for headquarters in 1998-1999 decreased by 8 per cent over the 1996-1997 period in real terms, following a continuing trend of decentralization and improving work processes. Management and administration accounted for 8.5 per cent of total expenditure for 1998-1999.

## Management and Operations

### Information technology

The main information technology (IT) systems supporting global management of programmes, finances and human resources were fully functional by the end of 1999. These include the Programme Manager System (PROMS), the headquarters Financial and Logistics System (FLS) and the human resources component of the Integrated Management Information System (IMIS). A personnel component of PROMS was also deployed to field offices, and a payroll component was in the final stages of development.

All infrastructure and software were tested and verified for Y2K compliance. The IT Enterprise Management Project was initiated during the year, aimed at reducing the risk and cost of global IT initiatives and improving both quality and manageability.

We also introduced a pre-packaged emergency telecommunications system, consisting of satellite telephones, laptop computers and other equipment, to streamline UNICEF's responses to crises.

Public interest in the UNICEF Web site continued to grow, with the number of visitors to the site tripling from 4 million in 1998 to almost 12 million in 1999.

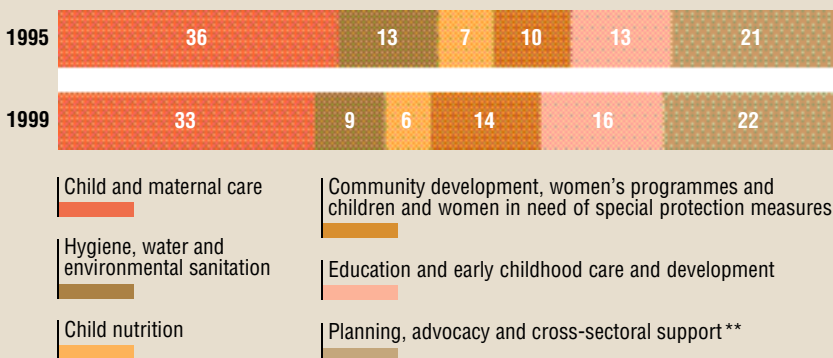
### Providing essential supplies

Through its Supply Division, located in Copenhagen, UNICEF oversees global procurement of essential items to support programmes, including medical equipment, essential drugs, micronutrients, educational materials, water and sanitation equipment, vehicles and computers. These and other supplies were valued at \$291 million in 1999, with nearly half that total representing vaccines and immunization equipment. Local procurement by UNICEF field offices amounted to more than \$120 million.

The greatest challenge in 1999 was ensuring an adequate supply of oral polio vaccine (OPV), demand for which

### UNICEF expenditure on programmes by sector\*

(in percentages)



\* Excludes programme support.

\*\* Includes programme expenditures that cannot be directly identified to specific sectors. These costs relate to programme planning, monitoring, evaluation, statistics, social mobilization, advocacy, technical assistance and other support.

### UNICEF at a glance: 1999

UNICEF carries out its work through its headquarters in New York, 8 regional offices and 125 field offices worldwide. UNICEF offices in Tokyo and Brussels support fund-raising. UNICEF also has a research centre in Florence and a supply operation based in Copenhagen. The 37 Committees for UNICEF raise funds and spread awareness about the organization's mission and work.

Countries, areas and territories with UNICEF programmes: **161**

Percentage of posts located in the field: **86%**

Posts worldwide: **5,594**

Top government donors (in total funds): **United States, Sweden, Japan**

Top government donors (per capita): **Norway, Sweden, Denmark**

### UNICEF executive board

1 January to 31 December 2000

UNICEF is governed by a 36-member Executive Board, an intergovernmental body that establishes policies, reviews programmes and approves budgets. Members are elected by the United Nations Economic and Social Council and normally serve a three-year term.

#### Officers for 2000:

##### President

H.E. Anwarul Karim Chowdhury (Bangladesh)

##### Vice-Presidents

Ms. Lala Ibrahimova (Azerbaijan)  
H.E. Mr. Alberto Salamanca (Bolivia)  
Mr. Luc Schillings (Netherlands)  
H.E. Mr. Mubarak Hussein Rahmtalla (Sudan)

#### Members of the Board:


*Term of office expiring on*

**31 December 2000:** Antigua and Barbuda, Azerbaijan, Bangladesh, Comoros, Congo, Finland, Greece, Japan, Kazakhstan, Libyan Arab Jamahiriya, South Africa, Spain, Sudan, Turkey, United Kingdom of Great Britain and Northern Ireland, Yemen

**31 December 2001:** Canada, China, Denmark, Guyana, Pakistan, Paraguay, Russian Federation, Ukraine, Zimbabwe

**31 December 2002:** Bolivia, Côte d'Ivoire, Guinea, India, Islamic Republic of Iran, Italy, Netherlands, Romania, Sweden, Trinidad and Tobago, United States of America

## contributions to UNICEF by source (for 1999, in US dollars)



Governments:  
61% – \$687 million

Non-governmental/private  
sector: 36% – \$394 million

Other: 3% – \$37 million

**Total: \$1,118 million**

## top 20 donors to UNICEF, 1999

Governments	Contribution (in US\$ thousands)	Per capita* contribution (in US\$)
United States	203,765	0.74
Sweden	69,684	7.85
Japan	64,778	0.51
Norway	59,670	13.50
Netherlands	52,639	3.36
United Kingdom	51,124	0.87
Canada	40,773	1.33
Denmark	33,005	6.26
Australia	15,196	0.82
Italy	14,922	0.26
Finland	13,721	2.66
Switzerland	13,319	1.82
France	7,626	0.13
Germany	7,323	0.09
Ireland	5,009	1.36
Belgium	3,787	0.37
Spain	2,581	0.07
Austria	1,798	0.22
New Zealand	1,785	0.47
Korea, Rep.	1,200	0.03

Committees for UNICEF	Contribution (in US\$ thousands)	Per capita* contribution (in US\$)
Japan	74,290	0.59
Germany	74,220	0.90
Netherlands	49,297	3.14
France	40,751	0.69
United States	30,833	0.11
Italy	26,887	0.47
United Kingdom	22,253	0.38
Spain	21,586	0.54
Switzerland	11,004	1.51
Canada	9,453	0.31
Belgium	6,641	0.65
Australia	5,620	0.30
Hong Kong	5,192	0.78
Greece	4,507	0.43
Austria	3,321	0.41
Finland	3,021	0.59
Korea, Rep.	2,682	0.06
Portugal	2,314	0.23
Sweden	2,106	0.24
Ireland	1,715	0.47

\*Per capita contribution was calculated from data in the 2000 World Bank Atlas.  
Sources: 1999 contribution figures from UNICEF; population figures from the United Nations Population Division.

increased after May, when the World Health Assembly decided to accelerate polio eradication. Priority was given to polio endemic countries in which National Immunization Days (NIDs) were scheduled. Most needs were met, although some NIDs were postponed and OPV was not always available for routine immunization. Nonetheless, 881 million doses of OPV were shipped in 1999, the largest quantity ever.

Supplies were key to emergency support in the Democratic People's Republic of Korea, Iraq (as part of the Oil for Food Programme), Turkey, East Timor, Kosovo, the Great Lakes region of Africa and the Horn of Africa. Supplies were critical to the back-to-school effort for children in Kosovo and included winterized tents, school furniture and materials.

### Human resources

In 1999, more than 100 staff members from UNICEF, other UN agencies and NGOs participated in six regional/national workshops on child rights approaches to programming in complex emergencies. In several regions, training enhanced programming skills in improving children's access to and quality of education. For the end-decade assessment of progress towards achieving development goals for children and women, UNICEF staff and counterparts in several regions were trained in conducting multiple indicator cluster surveys (MICS), a cost-effective technique for gathering data. In 1999, a Lessons On-line module was launched on the Intranet to provide structured distance learning courses for UNICEF staff.

In 1999, UNICEF focused attention on improving the conditions of service for staff members serving in high-risk and difficult duty stations. Through the UN

Inter-Agency Working Group on Entitlements for High-Risk Duty Stations – chaired by UNICEF – staff entitlements were improved and standardized.

### Private sector fund-raising

UNICEF derives more than one third of its income from the private sector, mainly through fund-raising and the sale of greeting cards and related products. Much of the organization's success in mobilizing resources is due to the work of National Committees for UNICEF and country office staff, supported by thousands of volunteers worldwide. In 1999, to improve operations, we:

- continued to target specific markets in countries with high fund-raising and sales potential.
- improved our brand development strategy to reach more donors and potential consumers of greeting cards. UNICEF's revitalized greeting cards and products will help broaden our market.
- entered into new corporate alliances that will open additional avenues of merchandising and help UNICEF expand its product line to include such items as educational software.
- introduced common financial reporting formats in the National Committees for UNICEF that will improve financial transparency and accounting of private sector fund-raising.
- initiated work on an E-commerce strategy to gain a stronger position in the rapidly expanding on-line marketplace.



Dolls, crayons, toys and books are a few of the items found in this children's kit, distributed in 1999 in Colombia to children displaced from their homes by violence. The kit is part of the Return to Happiness (El retorno de la alegría) programme supported by UNICEF, which encourages volunteers from displaced communities to get involved in designing, producing or coordinating learning and recreational activities for children. In Colombia, teenagers volunteered to lead children's play groups, finding an anchor in community involvement during a difficult time in their lives.

## total UNICEF income by source of funding, 1999<sup>1</sup>

	Governmental Contributions		Private Sector Contributions				Total
	Regular Resources	Other Resources <sup>2</sup>	National Committees		Other Contributions		
			Regular Resources <sup>3</sup>	Other Resources <sup>2</sup>	Regular Resources <sup>3</sup>	Other Resources <sup>2</sup>	
Albania					(165)	(165)	
Algeria	20,000					20,000	
Andorra	12,600	50,000	50,901	141,194		254,695	
Angola					1,195	1,195	
Argentina		47,533			930,438	3,044,063	
Australia	2,809,096	12,386,965	842,038 <sup>4</sup>	4,778,392	3,746	20,820,236	
Austria	1,556,045	241,527	1,822,061	1,499,008		5,118,641	
Azerbaijan					(9,036)	50,964	
Bahrain					34,206	34,206	
Bangladesh	32,000					32,000	
Barbados	8,082				(1,634)	6,449	
Belgium	1,996,596	1,790,587	3,669,339	2,971,831	330	10,428,684	
Belize	50,505					50,505	
Benin	4,000				10,615	14,615	
Bhutan					1,109	1,109	
Bolivia	70,000	621,987			243,802	944,339	
Bosnia and Herzegovina					(12,899)	(12,899)	
Brazil					3,903,049	9,810,937	
British Virgin Islands	38,434					38,434	
Bulgaria	2		102,878			102,880	
Burkina Faso	94				11,923	12,017	
Burundi		49,809				49,809	
Cambodia					2,565	2,565	
Cameroon					8,684	11,985	
Canada	8,940,375	31,832,810	3,914,412	5,538,834	298	50,226,729	
Cape Verde					14,053	14,053	
Central African Republic		60,186			(43)	76,043	
Chad		2,032,014			3,543	2,035,557	
Chile	77,000				138,368	245,448	
China	1,100,000	60,525			512,401	1,697,475	
Colombia	450,000				1,127,603	2,063,572	
Congo					(2,508)	(2,508)	
Costa Rica					(15,245)	(15,245)	
Côte d'Ivoire	5,000				33,799	38,799	
Croatia					229,882	229,882	
Cuba					183,373	183,373	
Cyprus					274,584	274,584	
Czech Republic	145,350	3,000	240,468	69,897		458,715	
Dem. People's Rep. of Korea	55					55	
Denmark	26,222,996	6,782,406	1,494,044	124,856	4,201	34,628,503	
Djibouti	1,000				2,512	3,512	
Dominican Republic					142,412	142,412	
Ecuador					258,042	258,042	
Egypt	(56)	152,280				152,224	
El Salvador					13,269	13,269	
Equatorial Guinea					1,768	1,768	
Eritrea					(612)	(612)	
Estonia			(40,121)			(40,121)	
Ethiopia	49,276				15,046	64,322	
Fiji	2,475				(23)	2,452	
Finland	11,271,691	2,449,007	1,461,061 <sup>4</sup>	1,560,238	33,979	16,775,976	

1) All contributions shown in US dollars; amounts have been rounded throughout. 2) Includes funds for emergency programmes. 3) Private Sector Division (PSD) income included.

4) This includes net proceeds from private sector fund-raising activities raised in 1998 but reported by partners in 1999 as follows: Australia – \$0.1 million; Finland – \$0.1 million; France – \$11.8 million; Germany – \$15.9 million.

## total UNICEF income by source of funding, 1999<sup>1</sup>

	Governmental Contributions		Private Sector Contributions				Total
	Regular Resources	Other Resources <sup>2</sup>	National Committees		Other Contributions		
			Regular Resources <sup>3</sup>	Other Resources <sup>2</sup>	Regular Resources <sup>3</sup>	Other Resources <sup>2</sup>	
France	7,704,011	(77,790)	35,010,210 <sup>4</sup>	5,740,854	26,076		48,403,362
Gabon		154,000					154,000
Gambia					2,126		2,126
Germany	5,921,110	1,401,405	45,546,995 <sup>4</sup>	28,673,260	(2,021)		81,540,748
Ghana	5,000				8,611		13,611
Gibraltar					16,029		16,029
Greece	230,000	60,000	4,207,173	300,200	2,781		4,800,154
Guatemala					10,041		10,041
Haiti					(6,392)		(6,392)
Honduras	22,198	69,440			(28,890)		62,748
Hong Kong			3,432,959	1,758,911			5,191,870
Hungary			159,730		135		159,864
Iceland	131,816		22,150				153,966
India	718,270				125,410	(105)	843,575
Indonesia					265,432	174,912	440,344
Iran, Islamic Republic of					414,177		414,177
Iraq					2,319		2,319
Ireland	1,989,264	3,019,980	903,545	811,192	4		6,723,984
Israel	55,000	22,123	29,391				106,514
Italy	7,563,542	7,358,830	23,214,033	3,673,418	33,257	12,437	41,855,517
Jamaica					(20,829)		(20,829)
Japan	25,298,891	39,479,350	58,006,798	16,283,298	57,020	15,000	139,140,357
Jordan					53,506		53,506
Kenya					56,249	105	56,354
Kuwait	200,000				14,112		214,112
Lao People's Dem. Republic	5,000				5,161		10,161
Latvia			5,492				5,492
Lebanon		32,464			208,914	123,652	365,030
Lesotho	3,835				2,350		6,185
Libyan Arab Jamahiriya					402,657		402,657
Liechtenstein	4,965	45,118				79,628	129,710
Lithuania			(23,664)	13,238			(10,426)
Luxembourg	426,179	517,200	629,619	889,959	(128)		2,462,830
Madagascar						18,007	18,007
Malawi	1,270						1,270
Malaysia	84,000				(21,320)	2,058	64,737
Maldives	7,500						7,500
Mali					7,392		7,392
Malta					5,831		5,831
Mauritania	(4)						(4)
Mauritius					6,489	18,021	24,510
Mexico	203,285				1,901,936	628,784	2,734,004
Monaco	14,111				28,061		42,172
Mongolia	10,000				383		10,383
Morocco					225,235		225,235
Mozambique	21,000				1,647		22,647
Myanmar					4,430		4,430
Namibia					2,567	7,595	10,162
Nepal					10,478		10,478
Netherlands	25,316,272	27,322,444	30,975,772	18,321,156			101,935,643
New Zealand	789,881	994,820	(17,952)				1,766,750

## total UNICEF income by source of funding, 1999<sup>1</sup>

	Governmental Contributions		Private Sector Contributions				Total
			National Committees		Other Contributions		
	Regular Resources	Other Resources <sup>2</sup>	Regular Resources <sup>3</sup>	Other Resources <sup>2</sup>	Regular Resources <sup>3</sup>	Other Resources <sup>2</sup>	
Nigeria		214,946			401,390	21,472	637,807
Norway	36,020,980	23,649,451	1,097,746	110,332	393		60,878,903
Oman	50,000				16,259	4,758	71,017
Pakistan	122,214				210,061		332,274
Panama	33,581				127,242	5,950	166,773
Papua New Guinea					12		12
Paraguay					40,932	10,875	51,808
Peru		92,330			503,555		595,885
Philippines	78,595				181,214	618,475	878,284
Poland	46,000		290,591				336,591
Portugal	200,000	500,000	2,112,814	201,119	1,296		3,015,229
Qatar					(381)		(381)
Republic of Korea	1,200,000		2,073,986	607,916			3,881,902
Republic of Moldova					655	17,454	18,109
Romania	4,689						4,689
Russian Federation	500,000						500,000
Rwanda					5,016		5,016
Saint Kitts and Nevis	2,700						2,700
Samoa	1,000						1,000
San Marino			(33,298)	30,000			(3,298)
Sao Tome and Principe					1,658		1,658
Saudi Arabia	1,000,000				189,941		1,189,941
Senegal					147,170	2,899	150,068
Sierra Leone					681		681
Singapore	50,000				224,899	113,105	388,004
Slovakia			184,392	38,000			222,392
Slovenia	1,902		1,207,342	100,000	0		1,309,244
South Africa	33,540	116,064			(828)		148,776
Spain	1,719,637	861,125	11,587,980 <sup>5</sup>	9,997,529	6,070	6,593	24,178,933
Sri Lanka	15,500				17,754	1,404	34,658
Sudan					6,915		6,915
Suriname		250,000					250,000
Sweden	32,932,495	36,751,809	2,079,674	26,595			71,790,572
Switzerland	11,190,709	2,128,191	7,756,521	3,247,773	136,306	190,188	24,649,689
Syrian Arab Republic					48,170		48,170
Tanzania, United Republic of					(6,961)		(6,961)
Thailand	210,629				271,562	1,381,223	1,863,413
The former Yugoslav Rep. of Macedonia					13,978		13,978
Togo					1,260		1,260
Trinidad and Tobago	1,587				(1,346)		241
Tunisia	34,797				192,572		227,369
Turkey	120,000		434,511			4,000	558,511
Uganda					23,664		23,664
United Arab Emirates	100,000						100,000
United Kingdom	21,015,504	30,108,948	9,613,440	12,639,973	10,228	600	73,388,693
United States	105,000,000	98,765,369	10,494,678	20,338,391	260	54,494	234,653,192
Uruguay	30,000				586,874		616,874
Venezuela					325,720	35,621	361,341
Viet Nam					19,452		19,452
West Bank and Gaza					248		248
Yemen	16,730				5,824		22,554

5) Includes \$784,724 contributed by the Basque Government for regular and other resources.

## total UNICEF income by source of funding, 1999<sup>1</sup>

	Governmental Contributions		Private Sector Contributions				Total
	Regular Resources	Other Resources <sup>2</sup>	National Committees		Other Contributions		
			Regular Resources <sup>3</sup>	Other Resources <sup>2</sup>	Regular Resources <sup>3</sup>	Other Resources <sup>2</sup>	
Yugoslavia					98,558	15,395	113,953
Zambia					(18,319)		(18,319)
Zimbabwe					5,237		5,237
Miscellaneous resources	(3,374)	(52,373)			389,949	2,087	336,289
<b>SUBTOTAL</b>	<b>343,318,427</b>	<b>332,345,878</b>	<b>264,062,904</b>	<b>140,487,364</b>	<b>16,601,807</b>	<b>12,169,016</b>	<b>1,108,985,396</b>
<b>UN system, inter-governmental and non-governmental contributors</b>							
AGFUND		141,000					141,000
Association Mondiale des Amis de l'Enfance (AMADE)					25,000	56,908	81,908
Bernard Van Leer Foundation, Netherlands						100,700	100,700
Bill and Melinda Gates Foundation						1,444,800	1,444,800
Columbia University, New York City						1,042,000	1,042,000
European Community Humanitarian Office		16,355,636					16,355,636
European Union	30	(141,860)					(141,831)
International Development Research Centre						1,381,150	1,381,150
International Fund for Agricultural Development (IFAD)						(28,645)	(28,645)
Joint United Nations Programme on HIV/AIDS (UNAIDS)						1,830,332	1,830,332
Kiwanis International						160,859	160,859
Lions Clubs International						7,120	7,120
OPEC Fund		225,000					225,000
Organization of African Unity		463,820					463,820
Rädda Barnen, Sweden						6,468	6,468
The Rockefeller Foundation						25,000	25,000
Rotary International						6,981,250	6,981,250
Tetsuko Kuroyanagi, Japan					999,600	1,044,000	2,043,600
United Nations Foundation, Inc.						18,012,279	18,012,279
United Nations Office of the Iraq Programme						622,710	622,710
UN Centre for Human Settlements (Habitat)					1,291		1,291
UN International Drug Control Programme						165,611	165,611
UN Office for the Coordination of Humanitarian Affairs						156,600	156,600
UN Secretariat						190,700	190,700
UN Voluntary Trust Fund for Assistance in Mine Action						1,076,389	1,076,389
UNHCR						185,251	185,251
UNIFEM						52,455	52,455
World Bank						2,978,721	2,978,721
WHO					45,425	10,000	55,425
World University Service of Canada						1,619,207	1,619,207
<b>SUBTOTAL</b>	<b>343,318,457</b>	<b>349,389,474</b>	<b>264,062,904<sup>4</sup></b>	<b>140,487,364</b>	<b>17,673,123</b>	<b>51,290,880</b>	<b>1,166,222,201</b>
Adjustments to prior years <sup>6</sup>	1,213,450	(6,373,373)	1,515,742	(3,027,826)	976,641	(1,536,550)	(7,231,915)
Other income							36,781,329
Less cost of goods delivered and other expenses <sup>7</sup>							(77,441,712)
<b>GRAND TOTAL</b>							<b>1,118,329,903</b>

6) Includes refunds and adjustments to income recognized in previous years. 7) Cost of goods delivered and other operating expenses incurred by PSD, excluding commission retained by sales partners.

Further information is available at our Web site <[www.unicef.org](http://www.unicef.org)> or from:

#### Committees for UNICEF

##### Andorra

##### Comitè Nacional d'Andorra per a l'UNICEF

Avda. del Fener, 14  
Escaldes-Engordany

##### Australia

##### Australian Committee for UNICEF Ltd.

P.O. Box A 2005  
Sydney South, N.S.W. 1235

##### Austria

##### Österreichisches Komitee für UNICEF

UNICEF Information Centre  
Hietzinger Hauptstrasse, 55  
A – 1130 Vienna

##### Belgium

##### Comité belge pour l'UNICEF

Avenue des Arts 20  
Boîte 18  
B – 1000 Brussels

##### Bulgaria

##### Bulgarian National Committee for UNICEF

18/B Pentcho Slaveikov Blvd.  
BG – 1606 Sofia

##### Canada

##### Canadian UNICEF Committee/ Comité UNICEF Canada

443, Mount Pleasant Road  
CDN – Toronto, Ontario M4S 2L8

##### Czech Republic

##### Český Východ pro UNICEF

Vyšehradská 51  
Prague 2 – 12800

##### Denmark

##### Dansk UNICEF Komite

UNICEF Plads  
DK – 2100 Copenhagen Ø

##### Estonia

##### UNICEF-I Eesti Rahvuskomitee

Aia 18, EE – 10111 Tallinn or  
P.O. Box 3324  
EE – 10506 Tallinn

##### Finland

##### Suomen UNICEF – yhdistys r.y.

Perttulantie 6  
SF – 00210 Helsinki

##### France

##### Comité français pour l'UNICEF

3, rue Duguay-Trouin  
F – 75282 Paris Cedex 06

##### Germany

##### Deutsches Komitee für UNICEF

Hönninger Weg 104  
D – 50969 Cologne

##### Greece

##### Hellenic National Committee for UNICEF

1, Xenias Street  
GR – 115 27 Athens

##### Hong Kong

##### Hong Kong Committee for UNICEF

60, Blue Pool Road 3/F.  
Happy Valley, Hong Kong

##### Hungary

##### UNICEF Magyar Nemzeti Bizottsága

Varsanyi Iren U. 26-34, II. LH VI.1  
H – 1027 Budapest

##### Ireland

##### Irish National Committee for UNICEF

28 Lower Ormond Quay  
IRL – Dublin 1

##### Israel

##### Israeli National Committee for UNICEF

c/o International Cultural Centre  
for Youth  
12 Emek Rephaim Road  
P.O. Box 8009  
IL – 93105 Jerusalem

##### Italy

##### Comitato Italiano per l'UNICEF

Via Vittorio Emanuele Orlando 83  
I – 00185 Rome

##### Japan

##### Japan Committee for UNICEF

UNICEF House  
31-10, Daikyo-cho  
Shinjuku-ku, Tokyo 163 8688

##### Latvia

##### UNICEF Latvijas Republikas Nacionālā Komiteja

Brīvības iela 58, Off. 223  
LV – 1011 Riga

##### Lithuania

##### Lithuanian National Committee for UNICEF

Ausros Vartu No 3/ 1-2  
2600 Vilnius

##### Luxembourg

##### Comité luxembourgeois pour l'UNICEF

99, Route d'Arlon  
L – 1140 Luxembourg

##### Netherlands

##### Stichting Nederlands Comité UNICEF

St. Barbara Weg 4  
2516 BT The Hague or  
P.O. Box 30603, 2500 GP  
NL – 2500 GP The Hague

##### New Zealand

##### New Zealand Committee for UNICEF

Level 4, Willbank Court  
53 Willis Street  
NZ – Wellington 6001

##### Norway

##### UNICEF-Komiteen i Norge

Møller Gt. 24  
N – 0179 Oslo

##### Poland

##### Polski Komitet UNICEF

Al. Szucha 16/15  
PL – 00-582 Warsaw

##### Portugal

##### Comité Português para a UNICEF

Av. Antonio Augusto de Aguiar,  
56-3° Esq.  
P – 1050 Lisbon

##### Republic of Korea

##### Korean Committee for UNICEF

17-1, Changsung-dong  
Chongro-Ku  
Seoul – 110-034

##### San Marino

##### Commissione Nazionale Sammarinese per l'UNICEF

c/o Segreteria di Stato per  
gli Affari Esteri  
Palazzo Begni  
I – 47031 San Marino

##### Slovakia

##### Slovenský Východ pre UNICEF

Grösslingova, 6  
P.O. Box 52  
81 000 Bratislava

##### Slovenia

##### Slovenski Odbor za UNICEF

Pavsiceva 4  
1000 Ljubljana

##### Spain

##### Comité Español del UNICEF

Mauricio Legendre, 36  
E – 28046 Madrid

##### Sweden

##### Svenska UNICEF-Kommittén

Box 222 23  
(Hantverkargatan 5)  
SE – 104 22 Stockholm

##### Switzerland

##### Schweizerisches Komitee für UNICEF

Baumackerstrasse 24  
CH – 8050 Zürich

##### Turkey

##### UNICEF Türkiye Milli Komitesi

Abdullah Cevdet Sokak No. 20/10  
TR – 06680 Çankaya – Ankara

##### United Kingdom

##### UK Committee for UNICEF

55 Lincoln's Inn Fields  
GB – London WC2A 3NB

##### United States of America

##### US Fund for UNICEF

333 East 38th Street, GC-6  
USA – New York, NY 10016

#### UNICEF Offices

##### UNICEF Headquarters

UNICEF House  
3 United Nations Plaza  
New York, NY 10017, USA

##### UNICEF Regional Office for Europe

Palais des Nations  
CH – 1211 Geneva 10, Switzerland

##### UNICEF Central and Eastern Europe, Commonwealth of Independent States and Baltic States Regional Office

Palais des Nations  
CH – 1211 Geneva 10, Switzerland

##### UNICEF Eastern and Southern Africa Regional Office

P.O. Box 44145  
Nairobi, Kenya

##### UNICEF West and Central Africa Regional Office

P.O. Box 443  
Abidjan 04, Côte d'Ivoire

##### UNICEF The Americas and Caribbean Regional Office

Apartado Aéreo 89829  
Santafé de Bogotá, Colombia

##### UNICEF East Asia and the Pacific Regional Office

P.O. Box 2-154  
Bangkok 10200, Thailand

##### UNICEF Middle East and North Africa Regional Office

P.O. Box 1551  
Amman 121821, Jordan

##### UNICEF South Asia Regional Office

P.O. Box 5815, Lekhnath Marg  
Kathmandu, Nepal

##### UNICEF Office for Japan

United Nations University  
Headquarters Building, 8th floor  
53-70, Jingumae 5-chome  
Shibuya-ku  
Tokyo 150-0001, Japan



Photo credits from the top (left to right): UNICEF/96-1065/Toutounji; UNICEF/92-030/Hartley; UNICEF/91-0013/Horner; UNICEF/97-1155/Pirozzi; UNICEF/97-1159/Pirozzi; UNICEF/97-1028/Pirozzi; UNICEF/00-0048/Holmes; UNICEF/98-0933/Pirozzi; UNICEF/97-0308/Noorani; UNICEF/93-1942/Pirozzi; UNICEF/92-717/Lemoyne. Front cover: UNICEF/93-2318/Pirozzi.

UNICEF  
 Division of Communication  
 3 United Nations Plaza, H-9F  
 New York, NY 10017, USA

E-mail: [pubdoc@unicef.org](mailto:pubdoc@unicef.org)  
 Web site: [www.unicef.org](http://www.unicef.org)