

## Result Matrices

### UNDAF OUTCOME 1: Results Matrix

<b>National Priority or Goal: NDP Objective 7-Strengthen Good Governance and Improve Human Security</b>			
<b>UNDAF Outcome 1: Capacity of Selected Government Institutions and Civil Society improved for good governance and realization of Human Rights that lead to reducing geographic, socio- economic and demographic disparities in attainment of Millennium Declaration and Goals by 2014.</b>			
<i>Strategy Statement: UNCT will focus in key governance areas including the Legislature, Justice Law and Order, MDAs, Local Governments, and Civil Society, to enhance , citizen participation, economic governance, local governance , electoral processes , information and data generation , analysis , dissemination, and utilization ; through capacity enhancement , technical assistance and advocacy.</i>			
<b>Related MD section and MDG:</b> Cuts across all MDGs , i.e. Goals 1-8			
<b>Country Programme Outcomes</b>	<b>Country Programme Outputs</b>	<b>Role of partners</b>	<b>Resource Mobilization Targets</b>
1.1 National and local government Planning, budgeting, expenditure and accountability systems and structures prioritize disparity reduction	<p>1.1.1 Capacities of Government and Civil Society<sup>1</sup> strengthened to formulate, implement and monitor pro-poor, gender sensitive, environmentally sensitive, and human-rights based socio-economic policies.</p> <p>1.1.2 Capacities of Institutions to coordinate and manage the implementation of sub-national development strategies at all levels of government strengthened.</p> <p>1.1.3 Capacities of institutions for</p>	<p><b>Government (MoLG, Parliament, MGLSD, MoFPED, NPA, UAC, MoED, MoH, IGG, LGFC, UBOS, OPM, MTTI, MAAIF, MoLHUD, Local Governments, UHRC):</b> Policy formulation, coordination, implementation and enforcement; M&amp;E; Resource mobilization and tracking</p> <p><b>CSOs, NGOS and Private Sector:</b> Monitoring and reporting; advocacy and lobbying; implementation, and networking</p> <p><b>Development Partners (DFID, EU, WB, IMF, DANIDA, NORAD, IRISH AID):</b> Funding; TA; Advocacy</p>	

<sup>1</sup> Civil Society refers to all non- governmental players including private sector and communities.

	<p>aid coordination and harmonization for effective development results enhanced.</p> <p>1.1.4 Response to all crosscutting issues, including AIDS, gender, population, human rights and environment, mainstreamed and integrated within the planning, programming, budgeting, and coordination systems.</p> <p>1.1.5 Strategies on information and disaggregated data collection, analysis and dissemination developed and mechanisms put in place to facilitate participatory planning, monitoring and decision making.</p> <p><b>(UNDP, UNICEF, UNIFEM, UNFPA, WFP, FAO, UNAIDS, UNCDF, OHCHR, ILO)</b></p> <p>TA for Policy formulation, implementation, M&amp;E ; Resource mobilization and resource use tracking; Evidence based Advocacy; Promotion of LED</p>		
<p>1.2 Selected Government, Civil Society and Democratic institutions<sup>2</sup> are strengthened to integrate and apply human rights standards and principles and democratic culture.</p>	<p>1.2.1 Effective participatory approaches and mechanisms to incorporate the voices of poor, marginal and vulnerable people in public policy , oversight and decision making developed and</p>	<p><b>Government (MoLG, Parliament, MGLSD, MoFPED, NPA, UAC, MoED, MoH, IGG, UBOS, OPM, MoJ, MIA, MoFA, Local Governments, Electoral Commission, SWAPs):</b> Policy formulation, coordination,</p>	

<sup>2</sup> Including Parliament and its Committees, Human Rights Commission, Electoral Commission, Equal Opportunities Commission, Local Councils , etc.

	<p>operational</p> <p>1.2.2 National and sub-national institutions strengthened to provide information on citizen rights and responsibilities in order to empower the citizenry and deepen democracy.</p> <p>1.2.3 Citizen awareness enhanced on entitlements and service delivery to demand accountability and underpin democratic values.</p> <p>1.2.4 National capacities for effective administration and monitoring of electoral processes strengthened.</p> <p>1.2.5 Capacities of national institutions for law making, and reporting on international covenants and conventions strengthened.</p> <p><b>(UNDP, UNICEF, UNIFEM, UNFPA, UNAIDS, UNHCR, ILO, FAO, WFP UNCDF, OHCHR)</b></p>	<p>implementation and enforcement; M&amp;E; Resource mobilization and tracking</p> <p><b>CSOs, NGOS and Private. Sector</b> Advocacy and M&amp;E</p>	
<p>1.3 Formal and informal justice systems upholding Human Rights and foster peace and reconciliation</p>	<p>1.3.1 Strengthened capacities of justice law and order institutions , including traditional justice systems at all levels to implement human rights standards and principles and improve redress mechanisms for rights violations and abuses</p>	<p><b>Government (MoLG, Parliament, MGLSD, MoFPED, NPA, UAC, MoED, MoH, MoIA, MoJ, IGG, LGFC, UBOS, OPM, Local Governments):</b> Policy formulation, coordination, implementation and enforcement; M&amp;E; Resource mobilization and tracking</p>	

	<p>1.3.2 Improved policy, legislative and regulatory framework to ensure adequate and appropriate protection for most vulnerable groups and affected populations/communities</p> <p>1.3.4 Strengthened mechanisms to support the implementation of human rights policies and legislation and to ensure adequate care and legal redress with a focus on inclusion and participation for most vulnerable groups, affected populations /communities.</p> <p>1.3.5 Strengthened capacity of Government institutions and Civil society in Transitional Justice processes and mechanisms in decision making and progress monitoring.</p> <p><b>(UNDP, UNICEF, UNIFEM, UNFPA, UNAIDS, OHCHR)</b></p>	<p><b>CSOs , NGOS and Private sector</b> Advocacy and M&amp;E</p> <p>Ministry of Internal Affairs: facilitates access to justice, specifically in relation to Police, Prisons, Community Service, facilitates easy access to and issuance of documentation such as birth certificate</p> <p>Ministry of Justice: Legal Frameworks, Operationalise the Reconciliation Commission, development and endorsement of child friendly and gender sensitive procedures/processes and training materials</p> <p>Ugandan Human Rights Commission , Local and International NGOs working in the fields of access to justice, HR, and traditional justice</p> <p>UHRC, ULS, and ULRC and Refugee Projects: Assist with technical support towards achieving a better delivery system, Legal Aid for refugees, “Beyond Juba”</p> <p>MGLSD: Policy making, setting standards, including on referral, coordination and reporting mechanisms, Sanctioning capacity development programmes, Cross cutting.</p> <p>MoLG: Decentralization support at local level</p>	
--	---	---	--

## UNDAF OUTCOME 2: Results Matrix

UGANDA'S UNDAF RESULT MATRIX OUTCOME #2
<p><b>National Priority or Goal:</b> Growth, Employment and Prosperity for All</p> <p>NDP (2009-2014) Objectives:</p> <ol style="list-style-type: none"><li>1. Increase household incomes</li><li>2. Enhance the quality and availability of gainful employment</li><li>3. Improve the stock and quality of economic and trade infrastructure</li><li>5. Promote innovation and competitive industries</li><li>6. Harness natural resources and the environment for sustainable development</li></ol> <p>PRDP (2008-2010) strategic objectives:</p> <p>SO 2. Rebuilding and empowering communities</p> <p>SO 3. Revitalization of the economy</p> <p>KIDDP (2007-2010) component 4: Supporting the development of alternative means of livelihood for the people of Karamoja</p> <p><b>Sectoral national priority:</b> Increase agricultural incomes and improve the well-being of farmers and to contribute to overall economic growth.</p> <ul style="list-style-type: none"><li>❖ Agriculture Development Strategy and Investment Plan (DSIP) (2009/10 - 2015/16)</li><li>❖ National Strategic Plan for HIV/AIDS – 2007 to 2012</li></ul>

<p><b>UNDAF Outcome Due by 2014:</b></p> <p>✿ Vulnerable<sup>3</sup> segments of the population have increased access to sustainable livelihoods and in particular improved agricultural systems and employment opportunities to cope with the population dynamics, increasing economic disparities, economic impact of HIV/AIDS, environment shocks and recovery challenges.</p>			
<p><b>Strategy Statement:</b>  <b>Will include: 1. Technical assistance 2. Capacity building 3. Advocacy 4. Support for implementation:</b>  <i>The United Nations in Uganda will support communities and national capacities to improve food security, livelihood and income with a focus on recovery and sustainable economic development</i></p>			
<p><b>Related MD section and MDG:</b>  <b>Goal 1: Eradicate extreme poverty and hunger;</b>  <i>3: Promote gender equality and empower women</i>  <i>6: Combat HIV/AIDS, malaria and other diseases</i>  <i>7: Ensure environmental sustainability</i>  <i>8: Develop a global partnership for development</i>  <i>*** Relevant millennium declarations e.g. CEDAW</i></p> <p style="text-align: center;"><b>contribute to these 5 Goals out of 8</b></p>			
Country Programme Outcomes	Country Programme Outputs	Role of Partners	Resource Mobilization Targets (USD)
<p><b>Outcome 2.1</b></p> <p>⌘ Public and civil society institutions and vulnerable communities are formulating and implementing harmonized rights-based policies, programmes and legal frameworks on population dynamics, household economic, food and social security, employment and environment and Natural Resources (ENR) to reduce vulnerability.</p>			FAO (RP 5M; OR 1M)

<sup>3</sup> Agency specific definitions and indicators (on the definition given by UNDAF advisor shall add those below poverty line, environmental marginalisation (e.g. arid areas, steep slopes, degraded land,))

	<p><b>OUTPUT 2.1.1</b></p> <p>Capacity of Government institutions and other development actors (civil society, private sector, and communities) to review, develop, harmonize and disseminate policies, programmes and laws that reduce economic vulnerability strengthened.</p> <p><b>(FAO/ILO/UNDP/UNAIDS/WFP/UNIFEM/ UNIDO, UNFPA, Other UN Agencies)</b></p>	<p><b>Government</b> (OPM, MAAIF, MTTI, MoLG, MGLSD, MFPED, Parliament, MoJCA, Uganda Law Commission, NARO)                  Prioritization of policies and strategies, provision of staff for policy reviews, policy initiation, co-funding, advocacy, Legal Drafting, enactment of laws</p> <p><b>NGOs/CSOs</b> Participation in policy &amp; strategy reviews, community mobilization, sensitization and policy advocacy</p> <p><b>Private Sector</b>                  Participation in policy &amp; strategy reviews, policy advocacy</p>	
	<p><b>OUTPUT 2.1.2</b></p> <p>Public and civil society institutions, and vulnerable communities' capacity to operationally and implement policies, programmes and laws for household economic security, employment, environment and natural resources (ENR) strengthened. <b>(FAO/ ILO/UNDP/WFP/UNIFEM/ UNCDF / UNFPA, Other UN Agencies)</b></p>		

<p><b>Country Programme Outcome 2.2</b></p> <ul style="list-style-type: none"> <li>Vulnerable communities, government, civil society and the private sector are sustainably managing and utilizing the environment and natural resources for improved livelihoods and to cope with the impact of climate change.</li> </ul>			FAO (RP 3.25M; OR 1.6M)
	<p><b>OUTPUT 2.2.1</b></p> <p>National institutions, civil society, private sector and vulnerable communities capacity for research, development and utilization of appropriate technologies in crop, livestock, fisheries, forestry environment and natural resources strengthened</p> <p><b>(FAO/WFP/ UNCDF/ ILO/UNIDO/ IAEA/UNDP and other UN Agencies)</b></p>	<p><b>Government</b> (OPM, MoWE/NEMA, NFA, MAAIF, MoLG, Session committees of Parliament, UBOS, NARO)</p> <p><b>NGOs/CSOs</b> Sustainable dissemination of information/guidelines</p> <p>Community mobilization, sensitization, information dissemination and advocacy</p> <p><b>Private Sector</b> Sensitization and information dissemination</p>	
	<p><b>Output 2.2.2</b></p> <p>Government and civil society institutions, and vulnerable communities' capacity for disaster preparedness and response strengthened.</p> <p><b>(WFP/FAO and Other UN Agencies)</b></p>		

	<p><b>Output 2.2.3</b></p> <p>Public institutions, private sector and Civil Society capacity in agricultural and environment information management, dissemination and utilization<sup>4</sup> strengthened.</p> <p><b>(FAO/ILO/UNDP/UNFPA/WFP and other UN Agencies)</b></p>		
<p><b>Country Programme Outcome 2.3</b></p> <p>Vulnerable communities having improved access to socio-economic infrastructure and systems<sup>5</sup> for increased agricultural production and productivity, sustainable household income, and food and nutrition security.</p>			FAO (RP 2M; OR 10.4M)
	<p><b>OUTPUT 2.3.1</b></p> <p>Government, civil society and private sector capacity to provide equitable access to production, value-addition, marketing and financial services to vulnerable communities strengthened.</p> <p><b>(FAO/WFP/UNDP/UNIFEM/ILO/ UNCDF and Other UN Agencies)</b></p>	<p><b>Government</b> (OPM, MAAIF, MTTI, MoLG, MGLSD, MFPED, NARO) Coordination, implementation of programmes and strategies, co-funding, supervision, M&amp;E, technical support</p>	

---

<sup>5</sup> Basic facilities to support agricultural development including agriculture technology

	<p><b>OUTPUT 2.3.2</b></p> <p>Government and civil society capacity for dissemination of knowledge and skills for improved household food security and nutrition strengthened.</p> <p><b>(WFP/FAO/UNICEF/ other UN Agencies)</b></p>	<p><b>NGOs/CSOs</b> Participation in implementation of programmes and strategies, co-funding, community mobilization, sensitization, M&amp;E</p> <p><b>Private Sector</b></p> <p>Participation in provision of goods and services through trade and business development</p>	
	<p><b>OUTPUT 2.3.3</b></p> <p>Government, CSOs, Private sector capacity to develop and implement programmes for increased youth employment strengthened</p> <p><b>ILO/WFP/UNDP/other UN Agencies)</b></p>		
	<p><b>Output 2.3.4</b></p> <p>Capacity of vulnerable communities, including households infected and affected by HIV/AIDS, to demand and access services for life skill development, nutrition, income generation, employment and markets strengthened</p> <p><b>(JP on HIV/AIDS)</b></p>	<ul style="list-style-type: none"> <li>▪</li> </ul>	

## UNDAF OUTCOME 3: Quality Social Services -Results Matrix

**National Priority or Goal: Increased Access to Quality Social Services**

**Health and Nutrition Thematic Paper for the NDP, key priorities:**

- Promote health and prevent disease;
- Strengthen health systems;
- Focus on programs of national interest: reproductive health and child survival, HIV and AIDS, malaria and nutrition.

**Education Sector Goal:**

- Expanded and Equitable access
- Enhanced Education quality
- Enhanced effectiveness and efficiency in education delivery

**WASH priorities from Water and Sanitation sub-sector Working Paper:**

- Provision of Sustainable Safe Water Supply and Sanitation facilities, including hygienic use in rural areas
- Provision of Viable Urban Water Supply and Sewerage/Sanitation Systems for domestic, industrial and commercial uses
- Provision and effective use of Water for Production (agricultural production including crop irrigation, livestock and aquaculture; rural industries; hydropower; wildlife and tourism):
- Integrated and Sustainable Water Resources Management
- Healthy living conditions for all Ugandans living in both rural and urban areas:
- Effective Planning, Coordination and Management of the Water and Sanitation Sector

**HIV/AIDS NDP issues paper**

- To accelerate the prevention of transmission of HIV through established as well as new and innovative strategies
- Infrastructure development for equitable and timely access to HIV and AIDS services including ART by those in need and prevention and treatment of opportunistic infections
- Support to OVC, affected families and other vulnerable populations including access to formal and informal education, vocational and life-skills development, access to basic entitlements and appropriate legal, social and community safety nets
- Enhance livelihoods and economic empowerment of affected communities and households.
- Effective coordination and management of the response at various levels including mobilization of adequate resources and streamlined management for efficient utilization
- Collection, analysis, use and provision of information to enable tracking the epidemic and the response

**Social Development Working Paper for the NDP**

- Input national priorities for social protection

**UNDAF Outcome 3 Due by 2014:**

**Draft 8 JUNE 2009 (DOCUMENT STILL UNDER REVISION AND SUBJECT TO CHANGES)**

*Vulnerable populations in Uganda, especially in the north, have increased access to and use of sustainable and quality social services including social protection interventions, by 2014.*

**Definition of terms:**

'Social Services' refer to the preventive, promotive and curative components of the six key areas under the UN Basic Social services Act for all including: (1) population services, with special emphasis on reproductive health and family planning services, (2) primary health care, (3) nutrition services, (4) basic education, (5) drinking water and sanitation and (6) shelter as well as (7) the national response to HIV and AIDS.

**Social Protection:**

Social protection is a set of interventions whose objective is to reduce social and economic risk and vulnerability, and to alleviate extreme poverty and deprivation. Social protection should not be reduced to one particular intervention, but instead, a comprehensive social protection system should include the now familiar four broad sets of interventions:

- Protective programs that offer relief from economic and social deprivation, including alleviation of chronic and extreme poverty.
- Preventive programs that are designed to avert deprivation or to mitigate the impact of an adverse shock;
- Promotive programs which enhance assets, human capital and income earning capacity among the poor and marginalized;
- Transformative interventions which address power imbalances that create or sustain economic inequality and social exclusion

The 'north' shall include all districts under the PRDP, currently 41 districts

**Strategy Statement:** Strategies to implement outcome 3 include: capacity development, systems strengthening for improving quality and efficiency, communication for development and behaviour change, evidence based policy development, and knowledge generation and advocacy

**Related MD section and MDG:** All MDGs apply

*MDG 1: End Poverty and Hunger*

*MDG 2: Universal Primary Education*

*MDG 3: Gender Equality and Empowerment of Women*

*MDG 4: Child Mortality*

*MDG 5: Maternal Health*

*MDG 6: HIV/ AIDS, Malaria and other diseases*

*MDG 7: Environmental Sustainability*

*MDG 8: Develop a Global partnership for Development*

While this outcome area is inclusive of all MDG priorities, given that this UNDAF is instrumental in the countdown to 2015 special emphasis is required to achieve MDG 4, 5, and 7 – especially with regard to the poor access to sanitation services and MDG 3 - low gender parity in primary education. Uganda is significantly off –track.in meeting Millenium Development Goal targets 3,4,5,7, in addition to the recognized regional disparities in meeting overall MDG targets.


**Draft 8 JUNE 2009 (DOCUMENT STILL UNDER REVISION AND SUBJECT TO CHANGES)**

Uganda's UNDAF Result Matrix- OUTCOME 3 : Quality Social Services and Social Protection (Revised 17 April 2009)			
Country Programme Outcomes	Country Programme Outputs	Role of partners	Resource Mobilization Targets (not completed)
<p><b>3.1</b> Evidence based policies, strategies and plans are reviewed , developed and adequately resourced through participatory and inclusive approaches to increase access to quality social services including social protection.</p>	<p><b>3.1.1</b> Social services laws, strategies, plans, guidelines and implementation frameworks developed, updated and disseminated with attention to issues of equity, sustainability, HIV&amp;AIDS, high population growth and the unique circumstances of the pastoralist, returnee and transit populations in the North. (WHO, UNICEF, WFP, FAO, UNFPA, UNDP, HABITAT, UNAIDS, UNHCR, UNE P, UNESCO)</p>	<p><b>Government (MOH, MAAIF, MOE, MGLSD, MOFPED, MOLG, etc..) and JLOS</b>                      Political commitment, policy and strategy development, standards setting, human resource, capacity building, budget allocation, behaviour change communication for development , quality assurance, emergency preparedness and response; close work with Government representatives at central and district levels</p> <p><b>NGO/CSO/Private Sector:</b> Human resource, services, community mobilization, institution strengthening and capacity building, resource mobilization, advocacy; WASH Cluster Members which</p>	<p><b>WFP – 2 500 000</b>  <b>FAO - OR</b>  <b>RR</b>  <b>WHO - OR</b>  <b>RR</b>  <b>UNICEF:</b>                      ▪ <b>RR \$ 500,000</b>                      ▪ <b>OR \$ 3,000,000</b></p>
			<p><b>UNICEF 5,000,000</b>  <b>(2,850,000 core resources, 2,150,000 other resources)</b></p>


**Draft 8 JUNE 2009 (DOCUMENT STILL UNDER REVISION AND SUBJECT TO CHANGES)**


	<p><b>3.1.2.</b> Government and other duty bearers at all levels have improved capacity for analysis, harmonization of policy strategies and plans for increased access to social services and social protection. (UNFPA, UNICEF, WHO, FAO, UNAIDS, UNCDF, UNHABITAT)</p>	<p>include UN agencies, INGOS, and local NGOS</p> <p><b>UN</b> UNDP, UNICEF, UNIFEM, UNFPA, WFP, FAO, UNAIDS, UNCDF</p> <ul style="list-style-type: none"> <li>• TA for Policy formulation, implementation, M&amp;E ,</li> <li>• Resource mobilization and resource use tracking</li> <li>• Investments in social and economic infrastructure</li> <li>• Evidence based Advocacy for             <ul style="list-style-type: none"> <li>○ Leadership commitment, national ownership, systems strengthening, resource mobilization (local and external sources), harmonization and alignment, accountability</li> <li>○ Support development and enforcement of evidence based laws and policies</li> </ul> </li> </ul>	<p><b>WFP – 2 500 000</b></p> <p><b>UNICEF</b> RR = \$ 500,000 OR = \$ 3,000,000</p> <p><b>UNCDF = \$1,000,000</b></p> <p><b>UNFPA</b> RR = ..... US\$ OR = .....US\$</p> <p><b>WHO:</b> RR = OR =</p> <p><b>FAO:</b> RR = OR =</p>
	<p><b>3.1.3</b> Increased public &amp; private sector resource allocation and effective utilization at National and local government levels for pro-vulnerable, quality social service provision (UNFPA, UNICEF, WHO, FAO, UNDP, UNESCO, UNDAIDS, UNHABITAT)</p>		<p><b>UNDP: \$400,000</b> RR = OR =</p>

***Draft 8 JUNE 2009 (DOCUMENT STILL UNDER REVISION AND SUBJECT TO CHANGES)***

Uganda's UNDAF Result Matrix- OUTCOME 3 : <b>Quality Social Services and Social Protection (Revised 17 April 2009)</b>			
<p><b>3.2</b> National, Local Government and Civil Society systems have increased capacity to effectively implement policies and deliver equitable and quality Social Services and Social Protection in a context of high population growth, inequities, and with special emphasis on the unique circumstances of the pastoralist, returnee and transit populations in the north</p>	<p><b>3.2. 1</b> Government capacity to effectively manage the delivery of social services and social protection improved at all levels (<i>WHO / UNICEF / WFP / FAO / UNFPA / UNAIDS / UNDP / UNHABITAT</i>)</p>		<p><b>WFP: 1 500 000</b></p> <p><b>UNICEF:</b>  RR = \$ 1,000,000  OR = \$ 10,000,000  WFP: 4 000 000  FAO:  OR =  RR =  WHO:  OR =  RR =</p> <p><b>UNICEF :</b>  RR = 500,000  OR = 3,000,000  UNICEF 25,000,000  (11,000,000 core resources, 14,000,000 other resources)</p>
	<p><b>3.2.2</b> Timely, reliable, dis-aggregated and analysed data on the social and environment situation including hazards, risks, and vulnerabilities and, social services, including social protection interventions, available and used for policy formulation, planning and decision making (<i>WHO / UNICEF / WFP / FAO / UNFPA/ UNDP, UNCDF, UNHABITAT</i>)</p>		<p><b>WFP – 500 000</b>  FAO  OR =  RR =  WHO  OR =  RR =  UNICEF  RR = 500,000  OR = 2,500,000  UNDP: \$6,000,000  RR =  OR =</p>
Uganda's UNDAF Result Matrix- OUTCOME 3 : <b>Quality Social Services and Social Protection (Revised 17 April 2009)</b>			

**Draft 8 JUNE 2009 (DOCUMENT STILL UNDER REVISION AND SUBJECT TO CHANGES)**

	<p><b>3.2.3.</b> Evidence on critical human resource constraints is collated and strategies to address constraints are developed and implemented. <i>(WHO / UNICEF / WFP / UNFPA)</i></p>		
	<p><b>3.2.4</b> Improved national and Local Government and Civil Society capacity for disaster risk reduction with an emphasis on building community resilience to achieve sustainable development gains and safe-guarding investments in the face of frequent epidemics, floods, droughts, population displacements and emergencies related to climate change <i>(FAO, UN-HABITAT, UNDP, UNESCO, UNFPA, UNICEF, WFP, WHO)</i></p>		
	<p><b>3.2.5</b> Standards and procedures that meet minimum international requirements are used for infrastructure development in social services sectors <i>(WHO / UNICEF / WFP / UNFPA)</i></p>		
	<p><b>3.2.6</b> National, Local Govt. and Civil Society capacities are strengthened to deliver gender and age sensitive social services and social protection interventions to prevent and respond to violence, exploitation and abuse of women, children and men <i>(UNHCR/ILO/UNAIDS/ UNICEF / WFP / UNFPA/UNDP, UNESCO)</i></p>		
<p><b>Uganda's UNDAF Result Matrix- OUTCOME 3 : Quality Social Services and Social Protection (Revised 17 April 2009)</b></p>			
<p><b>3.3</b> Individuals, families and communities, especially the most vulnerable, empowered to demand and utilize quality social services and social protection interventions</p>	<p><b>3.3.1</b> Capacity of care givers improved for timely and quality provision of social services as per national standards and guidelines. <i>(UNICEF / WFP / WHO/UNHABITAT)</i></p>		<p><b>WFP – 1 500 000</b>  <b>UNICEF – RR \$ 800,000</b>  <b>OR \$ 5,200,000</b>  <b>UNDP: \$600,000</b></p>

	<p><b>3.3.2</b> Families and communities , especially the most vulnerable, and populations at risk, especially young people between the ages of 6 and 24 , in and out of school, have improved knowledge to make informed choices and claim their rights to use, and have ownership over social services including social protection interventions, that improve their quality of life ( <i>UNFPA, UNICEF,WHO, FAO, UNDP, UNESCO, UNHABITAT</i>)</p>		
--	--	---	--

**Annex II: Monitoring and Evaluation Framework**

UNDAF OUTCOME 1: Monitoring and Evaluation Framework

<b>OUTCOME 1: GOOD GOVERNANCE AND HUMAN RIGHTS</b>				
<b>NATIONAL PRIORITY or GOAL: NDP Objective 7- Strengthen Good Governance and Improve Human Security</b>				
<b>UNDAF OUTCOME 1:</b> Capacity of Selected Government Institutions and Civil Society improved for good governance and realization of Human Rights that lead to reducing geographic, socio- economic and demographic disparities in attainment of Millennium Declaration and Goals by 2014.				
<b>Country Programme Outcomes</b>	<b>Country Programme Outputs</b>	<b>Indicators and Baseline</b>	<b>Means of Verification</b>	<b>Assumptions and Risks</b>
1.1 National and local government Planning, budgeting, expenditure and accountability systems and structures prioritize disparity reduction	1.1.1 Capacities of Government and Civil Society <sup>6</sup> strengthened to formulate, implement and monitor pro-poor, gender sensitive, environmentally sensitive, and human-rights based socio-economic policies.	Number of Government institutions implementing and monitoring human rights based and gender sensitive policies (disaggregated by implement and monitor) Number of civil society institutions monitoring the implementation of plans, policies and programmes (disaggregated by implement and monitor)  Number of rights-based and gender sensitive policies being formulated, implemented and	<ul style="list-style-type: none"> <li>• Government Plans of Actions</li> <li>• Government and sectoral Ministries medium-term strategies, annual plans and reports</li> <li>• Regional and local development plans and reports</li> <li>• Statistical reports</li> <li>• National MDG reports</li> </ul>	Continued national commitment towards the poverty reduction agenda

<sup>6</sup> Civil Society refers to all non- governmental players including private sector and communities.

	<p>1.1.2 Capacities of Institutions to coordinate and manage the implementation of sub-national development strategies at all levels of government strengthened.</p> <p>1.1.3 Capacities of institutions for aid coordination and harmonization for effective development results enhanced.</p> <p>1.1.4 Response to all crosscutting</p>	<p>monitored</p> <p>MDG based pro-poor national, sectoral, regional and local development strategies and plans approved and implemented</p> <p>Policies approved to provide private sector with incentives to participate in the national and local development efforts</p> <p>Capacity building programmes developed and implemented</p> <p>Resources mobilized from government, donors and private sector to implement the NDP</p> <p>Number of institutions strengthened to coordinate and manage the implementation of sub-national development strategies at all levels of government</p> <p>Number of institutions strengthened for aid coordination and harmonization for effective development results</p>	<ul style="list-style-type: none"> <li>• Surveys</li> <li>• Implementation reports</li> </ul> <p>Presence of functional and effective aid coordination systems and structures at national and sub-national levels</p>	
--	---	--	---	--

	<p>issues, including AIDS, gender, population, human rights and environment, mainstreamed and integrated within the planning, programming, budgeting, and coordination systems.</p> <p>1.1.5 Strategies on information and disaggregated data collection, analysis and dissemination developed and mechanisms put in place to facilitate participatory planning,</p>	<p>Number of Government institutions with annual plans and performance reports with comprehensive HIV-AIDS budgets and programmes</p> <p>Percentage of Districts with functional District Aids Committees</p> <p>Number of government institutions with gender responsive strategies, plans, programmes and budgets</p> <p>Number of government institutions implementing and monitoring human rights based, gender sensitive policies</p> <p>Number of ministries and departments mainstreaming AIDS response within the planning, programming, budgeting, and coordination system(s)</p> <p>Percentage of ministries and departments mainstreaming AIDS response within the planning, programming, budgeting, and coordination system(s)</p> <p>Number of strategies on information and disaggregated data collection, analysis and</p>		
--	--	---	--	--

	monitoring and decision making. (sharpen the output)	dissemination in place  Number of mechanisms on information and disaggregated data collection, analysis and dissemination in place		
1.2 Selected Government, Civil Society and Democratic institutions <sup>7</sup> are strengthened to integrate and apply human rights standards and principles and democratic culture.	1.2.1 Effective participatory approaches and mechanisms to incorporate the voices of poor, marginal and vulnerable people in public policy , oversight and decision making developed and operational	<p>Policies, rules and regulations that govern the development process are predictable and transparent</p> <p>Processes for effective implementation of MDGs are established and all organizations and individuals are accountable</p> <p>Number of approaches and mechanisms to incorporate the voices of poor, marginal and vulnerable people developed and</p>		Resources for participatory planning review meetings will be prioritized

<sup>7</sup> Including Parliament and its Committees, Human Rights Commission, Electoral Commission, Equal Opportunities Commission, Local Councils , etc.

	<p>1.2.2 National and sub-national institutions strengthened to provide information on citizen rights and responsibilities in order to empower the citizenry and deepen democracy.</p>	<p>operationalized</p> <p>Number of national and sub-national institutions strengthened to provide information on citizen rights and responsibilities in order to empower the citizenry and deepen democracy</p> <p>Number of citizen awareness campaigns conducted on entitlements and service delivery to demand accountability and underpin democratic values</p> <p>Number of districts reached with citizen awareness and campaigns</p> <p>Number of citizens reached with citizen awareness campaigns</p> <p>Number of institutions strengthened with effective administration and monitoring of electoral processes</p> <p>Number of people/electoral officers trained in administration and monitoring of electoral processes</p> <p>Number of electoral systems and processes strengthened</p>		
--	--	---	--	--

	<p>1.2.3 Citizen awareness enhanced on entitlements and service delivery to demand accountability and underpin democratic values.</p> <p>1.2.4 National capacities for effective administration and monitoring of electoral processes strengthened.</p> <p>1.2.5 Capacities of national institutions for law making, and reporting on international covenants and conventions strengthened.</p>			
<p>1.3 Formal and informal justice systems upholding Human Rights and foster peace and reconciliation</p>	<p>1.3.1 Strengthened capacities of justice law and order institutions , including traditional justice systems at all levels to implement human rights standards and principles and improve redress mechanisms for rights violations and abuses</p>	<p>Number of justice law and order agencies with trained personnel and institution-wide policies to implement to implement human rights standards and principles .</p> <p>[disaggregated by</p> <ul style="list-style-type: none"> <li>i. Law enforcement agencies</li> <li>ii. Higher-level judicial structures</li> <li>iii. Local level judicial institutions</li> </ul>	<p>Un agency implementation reports (from UNICEF, UNHCR, UNIFEM, OHCHR)</p> <p>Semi-annual reports from justice, Law and Order Secretariat</p>	<p>The necessary laws will be enacted and implemented to support women’s security and rights</p> <p>The Govt. will codify traditional justice systems</p> <p>A peaceful environment exists in the north so that the reconciliation mechanisms may be put in place</p>

	<p>1.3.2 Improved policy, legislative and regulatory framework to ensure adequate and appropriate protection for most vulnerable groups and affected populations/communities</p> <p>1.3.3 Strengthened mechanisms to support the implementation of human rights policies and legislation and to ensure adequate care and legal redress</p>	<p>Number of staff trained in justice law and order institutions</p> <p>Number of traditional justice systems strengthened to implement human rights standards and principles and improve redress mechanisms for rights violations and abuses</p> <p>Number of people trained in traditional justice systems</p> <p>Proportion of LC courts personnel trained on trained on human rights, women and children rights</p> <p>Number of Govt. institutions and NGOs strengthened to support implementation and enforcement of HR related legislation</p> <p>Number of campaigns conducted on awareness and knowledge on good practices and integrating HRBA in informal justice systems</p> <p>Number of legislation and regulations reviewed for improved implementation</p> <p>Number of legal, policy and regulatory reforms proposed and adopted that redress disparities (gender, land ownership, inheritance, disability and employee rights' protections).</p>	<p>Monitoring of reform proposals by Ministries and Parliamentary Committees</p> <p>Monitoring of reform proposals by civil society</p> <p>Monitoring of implementation measures (budgetary and</p>	<p>Parties to conflict are willing not only to facilitate a peaceful environment, but also willing to sit together to discuss and resolve differences</p>
--	--	--	---	---

	<p>with a focus on inclusion and participation for most vulnerable groups, affected populations /communities.</p> <p>1.3.4 Strengthened capacity of Government institutions and Civil society in Transitional Justice processes and mechanisms in decision making and progress monitoring.</p>	<p>Number of adopted human rights laws and policies affecting vulnerable persons that are implemented          Number of recommendations, decisions, and awards to redress human rights violations that are complied with by relevant Government agencies          Number of disputes timorously /expeditiously resolved by formal law enforcement, dispute resolution and justice institutions          Proportion of women accessing LC courts</p> <p>Proportion of women accessing traditional justice systems and redress secured          Number of youths reporting suffering from violence</p> <p>Number of persons accessing the reconciliation mechanism per year</p> <p>Number of Government and civil society receiving technical assistance on the establishment of transitional , post-conflict justice          Number of Government and civil society institutions formulating and implementing , and monitoring policies on transitional justice.</p> <p>Percentage of women coming</p>	<p>judicial) taken on laws and policies affecting vulnerable persons.</p> <p>Existing (non-UN) reports on enforcement of recommendations /decisions by relevant bodies (Judiciary- reports on of judgements UHRC, APRM-NEPAD National Secretariat, AU and UN Human rights bodies)</p> <p>UN agency implementation reports          Progress reports from Government's Transitional Justice Working Group, JLOS Secretariat, and civil society coalitions on transitional justice</p>	
--	--	---	--	--

		forward and participating in transitional justice mechanisms		
		Percentage / proportion of GBV survivors accessing justice now by gender, age and location		
		Percentage increase in justice service providers trained/ capacity built on handling survivors of GBV		

DRAFT

## UNDAF OUTCOME 2: Monitoring and Evaluation Framework

Country Programme Outcomes	Country programme Output	Performance and Baselines Indicator(s)		Means verification	of	Assumptions/Risks
		Indicator(s)	Baseline/Targets			

DRAFT

Country Programme Outcomes	Country programme Output	Performance and Baselines Indicator(s)		Means of verification	Assumptions/Risks
		Indicator(s)	Baseline/Targets		
<p><b>UNDAF Outcome 2:</b></p> <p>Vulnerable<sup>8</sup> segments of the population have increased access to sustainable livelihoods and in particular improved agricultural systems and employment opportunities to cope with the population dynamics, increasing economic disparities, economic impact of HIV/AIDS, environment shocks and recovery challenges.</p>	<ul style="list-style-type: none"> <li>❖ Ag. Sector growth per annum</li> <li>❖ % and No. of population below poverty line (Poverty head count)</li> <li>❖ % of population unemployed (under-employed)</li> </ul>	<ul style="list-style-type: none"> <li>❖ 0.7%-2007/08 (Target: 6% p.a. by 2014 MAPUTO/DSIP)</li> <li>❖ 31.1% 2006/07 (Target: 28% by 2014) and</li> <li>❖ 1.9% of population unemployed, (12% of population underemployed)</li> <li>❖ <b>(Target: --- % by 2014)</b></li> </ul>	<ul style="list-style-type: none"> <li>❖ MoFPED-Budget Speech, UBOS (Uganda Households, Statistical Abstract) Surveys)/ MAAIF-, NEMA-State of Environment Reports UNDP-National Human Development &amp; MDG Reports,</li> <li>❖ Labour markets conditions in Uganda by MoGLSD</li> </ul>	<ul style="list-style-type: none"> <li>❖ Vulnerable communities will adopt agricultural best practices</li> <li>❖ Macro-economic policies will continue to provide conducive economic environment</li> <li>❖ Adaption to changing environment shocks such as climate change</li> <li>❖ Projected growth rate will be realized despite current global economic recession</li> </ul>	

<sup>8</sup> Agency specific definitions and indicators( on the definition given by UNDAF advisor shall add those below poverty line, environmental marginalisation(e.g arid areas, steep slopes, degraded land,)

Country Programme Outcomes	Country programme Output	Performance and Baselines Indicator(s)		Means verification	Assumptions/Risks
		Indicator(s)	Baseline/Targets		
<p><b>Country Programme Outcome 2.1</b></p> <p>⌘ Public and civil society institutions and vulnerable communities are formulating and implementing harmonized rights-based policies, programmes and legal frameworks on population dynamics, household economic, food and social security, employment and environment and Natural Resources (ENR) to reduce vulnerability.</p>		<ul style="list-style-type: none"> <li>❖ Number of policies, programmes and legal frameworks formulated</li> <li>❖ Number of policies, programmes and legal frameworks harmonized</li> <li>❖ Number of policies, programmes and legal frameworks operationalised</li> </ul>	<ul style="list-style-type: none"> <li>❖ Existing policies on population, household economic, food and social security, employment and environment requiring review</li> </ul>	<ul style="list-style-type: none"> <li>❖ National laws, policy and programmes documents</li> <li>❖ Sectoral and District planning and review documents</li> </ul>	<ul style="list-style-type: none"> <li>❖ The policy framework will be responsive to economic challenges facing the vulnerable communities</li> <li>❖ Public and civil society institutions will harmonize, formulate and implement policies responsive to needs of communities</li> <li>- Monitoring and evaluation of the new/harmonized policies, programmes and laws will be undertaken</li> </ul>
Uganda UNDAF 2010 to 2014				29	

Country Programme Outcomes	Country programme Output	Performance and Baselines Indicator(s)		Means of verification	Assumptions/Risks
		Indicator(s)	Baseline/Targets		
	<p><b>OUTPUT 2.1.2</b></p> <p>Public and civil society institutions and vulnerable communities' capacity to operationalize and implement policies, programmes and laws for household economic security, employment, environment and natural resources (ENR) strengthened.  <b>(FAO/ ILO/UNDP/WFP/UNIFEM/ UNCDF / UNFPA, Other UN Agencies)</b></p>	<ul style="list-style-type: none"> <li>❖ Number of new women's control and ownership of production assets programmes, projects and laws on sustainable use of Environment and natural resources.</li> <li>❖ Number of policies, programmes and laws for equitable and sustainable use of Environment and natural resources disseminated</li> <li>❖ No. of sector development and investment policies, programmes, plans integrating issues of sustainable natural resources management</li> </ul>	<ul style="list-style-type: none"> <li>❖ Existing programmes/projects on sustainable ENR</li> <li>❖ Existing ENR policies not adequately implemented</li> <li>❖ Existing Sector Development and investment programmes not adequately integrating issues of ENR</li> </ul>	<ul style="list-style-type: none"> <li>❖ Sector development and investment programmes/plans/</li> <li>❖ Sector reports</li> <li>❖ Annual performance review reports</li> <li>❖ State of environment reports (national and districts)</li> </ul>	<p>Existence of political will to implement the policies</p> <p>Adequate resource allocation will be made</p>

Country Programme Outcomes	Country programme Output	Performance and Baselines Indicator(s)		Means verification of	Assumptions/Risks
		Indicator(s)	Baseline/Targets		
<p><b>Country Programme Outcome 2.2</b></p> <p>⌘ Vulnerable communities, government, civil society and the private sector are sustainably managing and utilizing the environment and natural resources for improved livelihoods and to cope with the impact of climate change.</p>		<ul style="list-style-type: none"> <li>❖ %age of land under forest cover</li> <li>❖ Number of interventions on climate change adaptation and mitigation</li> <li>❖ %age increase in number of communities with legal rights on collaborative and community -based natural resources management</li> </ul>	<ul style="list-style-type: none"> <li>❖ 17.0% forest cover (target --- BY 2014)</li> <li>❖ Mitigation interventions on going</li> <li>❖ National Adaptation Plan of Action in place</li> <li>❖ 5 communities with legal rights on collaborative management agreements with NFA in CFRs (UNEP to provide details)</li> </ul>	<ul style="list-style-type: none"> <li>❖ Biomas resource maps,</li> <li>❖ ENR Project documents,</li> <li>❖ Certificates of registration for Carbon Emission Reduction</li> <li>❖ NFA and UWA reports</li> </ul>	<ul style="list-style-type: none"> <li>❖ Communiti es willing to embrace appropriate environme nt andnatural resource managem ent practices</li> <li>❖ Governme nt committed to proper managem ent of natural resources, including sharing resource managem ent control and benefits with communiti es</li> </ul>
Uganda UNDAF 2010 to 1014				31	

***Draft 8 JUNE 2009 (DOCUMENT STILL UNDER REVISION AND SUBJECT TO CHANGES)***

Country Programme Outcomes	Country programme Output	Performance and Baselines Indicator(s)		Means of verification	Assumptions/Risks
		Indicator(s)	Baseline/Targets		
	<p><b>OUTPUT 2.2.1</b></p> <p>National institutions, civil society, private sector and vulnerable communities capacity for research, development and utilization of appropriate technologies in crop, livestock, fisheries, forestry environment and natural resources strengthened</p> <p>(FAO/WFP/ ILO/UNIDO/ IAEA/UNDP and other UN Agencies)</p>	<ul style="list-style-type: none"> <li>❖ Number of institutions strengthened in research and appropriate technology development.</li> <li>❖ Number of appropriate technologies released disaggregated by type.</li> <li>❖ No. of technologies adopted disaggregated by type</li> <li>❖ -National energy alternative plan</li> </ul>	<ul style="list-style-type: none"> <li>❖ NARO institutions,</li> <li>❖ Private sector research institutions</li> <li>❖ (Number) of improved technologies released (contact NARO by FAO)</li> <li>❖ .....% adoption of improved technologies (contact NAADS by FAO)-No comprehensive medium to long-term national energy alternative plan</li> <li>➤ <b>Cassava</b> 12<sup>10</sup> varieties released, <b>target</b> 10 varieties expected to be released in next 5years, adoption at 30% <b>target</b> 50%</li> <li>➤ <b>Rice</b> 5 upland rice varieties existing, no improved variety on lowland rice. <b>target</b> 3 upland and 4 lowland, adoption rate no known but NERICA 4 78%<sup>11</sup> of total rice produced</li> <li>➤ <b>Sweet potatoes</b> 19 varieties, <b>target</b> in the next 5 years 3 varieties, adoption rate not known<sup>12</sup></li> <li>➤ <b>Beans</b> 16 varieties released, <b>target</b> 8 in next 5years, adoption</li> </ul>	<ul style="list-style-type: none"> <li>❖ FAO, MAAIF, MoFPED, NGOs, NARO, NAADS( reviews and evaluation reports)</li> <li>❖ OPM, Local Governments (reports)</li> <li>❖ MAAIF, UBOS Websites</li> </ul>	<ul style="list-style-type: none"> <li>❖ Supportive prices for new technologies and products</li> <li>❖ Farmers will adopt new technologies</li> <li>❖ Government and Civil Society will provide relevant agriculture information to stakeholders</li> </ul>

e.g like solar, modern improved biomass technology, 10 The last release variety released was in 2002, 12 varieties were mosaic resistant, but now susceptible to the new Cassava Brown Borer Disease (CBSD)

Country Programme Outcomes	Country programme Output	Performance and Baselines Indicator(s)		Means of verification	Assumptions/Risks
		Indicator(s)	Baseline/Targets		
	<p><b>Output 2.2.2</b></p> <p>Government and civil society institutions, and vulnerable communities' capacity for disaster preparedness and response strengthened.</p> <p><b>(WFP/FAO and Other UN Agencies)</b></p>	<ul style="list-style-type: none"> <li>❖ Number of Institutions and vulnerable communities strengthened to respond to disaster preparedness</li> <li>❖ %ge funding to disaster programmes over total requirement.</li> <li>❖ Number of functional disaster management committees and plans</li> <li>❖ %age of districts with disaster risk monitoring data</li> </ul>	<ul style="list-style-type: none"> <li>❖ (.....%) of districts with functional DDMCs<sup>14</sup></li> <li>❖ (Target: All risk prone districts to have functional DDMCs by 2014)</li> </ul>	<ul style="list-style-type: none"> <li>❖ OPM and District Disaster Management Committees (DDMCs) reports and plans.</li> <li>❖ MOFPED Budget allocation reports</li> <li>❖ Sector budget framework papers</li> </ul>	<ul style="list-style-type: none"> <li>❖ National and local Governments will timely respond to disasters</li> </ul>

<sup>11</sup> NERICA 4 was released about 5years ago while other varieties only 2 years

<sup>12</sup> When the varieties are released they are named local names, a baseline required

<sup>13</sup> The four popular varieties are Longe1,4,5,6H

<sup>14</sup> -For a functional DDMC, it must have eg: a disaster management plan, a functional committee, risk monitoring etc

Country Programme Outcomes	Country programme Output	Performance and Baselines Indicator(s)		Means verification	Assumptions/Risks
		Indicator(s)	Baseline/Targets		
	<p><b>Output 2.2.3</b></p> <p>Public institutions, private sector and Civil Society capacity in agricultural and environment information management, dissemination and utilization<sup>15</sup> strengthened.</p> <p><b>(FAO/ILO/UNDP/UNFPA/WFP and other UN Agencies)</b></p>	<ul style="list-style-type: none"> <li>❖ Number of functional agriculture and environment information systems strengthened/established</li> <li>❖ % beneficiaries receiving agriculture and environment information disaggregated by target group</li> <li>❖ Number of sector and district plans incorporating agricultural and environment information</li> </ul>	<ul style="list-style-type: none"> <li>❖ Existence of government information system- (UBOS/MAAIF)/Media programmes (Target: agricultural information systems in MAAIF/UBOS in place and functional)</li> <li>❖ FF schools in existence = 1,500 (Target: 4,000 by 2014)</li> </ul>	<ul style="list-style-type: none"> <li>❖ Media monitoring reports</li> </ul>	<ul style="list-style-type: none"> <li>❖ media freedom will continue</li> </ul>

<sup>15</sup>

Country Programme Outcomes	Country programme Output	Performance and Baselines Indicator(s)		Means of verification	Assumptions/Risks																																							
		Indicator(s)	Baseline/Targets																																									
<p><b>Country Programme Outcome 2.3</b></p> <p>⌘ Vulnerable communities having improved access to socio-economic infrastructure and systems<sup>16</sup> for increased agricultural production and productivity, sustainable household income, and food and nutrition security.</p>	<ul style="list-style-type: none"> <li>• %ge change in yields</li> <li>• -%ge change in post-harvest losses</li> <li>• % ge change in marketable surplus of agricultural output</li> <li>• % ge change in income per capita</li> </ul>	<ul style="list-style-type: none"> <li>❖ 2,196= Ug.shs per person per day (per capita household income)</li> <li>❖ Household food production<sup>17</sup></li> </ul>	<table border="1"> <thead> <tr> <th rowspan="2">Commodity</th> <th colspan="2">Total ('000 Mt-crops; no. Livestock)</th> </tr> <tr> <th>Baseline 2007</th> <th>Target - by 2014 (DSIP/NDP)<sup>18</sup></th> </tr> </thead> <tbody> <tr> <td>Plantains</td> <td>9,233</td> <td>15,636</td> </tr> <tr> <td>Cereals</td> <td>2,632</td> <td>3,618</td> </tr> <tr> <td>Root crops</td> <td>8,277</td> <td>9,215</td> </tr> <tr> <td>Pulses</td> <td>610</td> <td>1,234</td> </tr> <tr> <td>Legumes</td> <td>506</td> <td>580</td> </tr> <tr> <td>Cattle</td> <td>7,182</td> <td>9,942</td> </tr> <tr> <td>Goats</td> <td>8,275</td> <td>11,089</td> </tr> <tr> <td>Pigs</td> <td>2,122</td> <td>2,844</td> </tr> <tr> <td>Sheep</td> <td>1,697</td> <td>2,274</td> </tr> <tr> <td>Poultry</td> <td>26,950</td> <td>36,886</td> </tr> <tr> <td>Fish</td> <td>374.3</td> <td>532.2</td> </tr> </tbody> </table>		Commodity	Total ('000 Mt-crops; no. Livestock)		Baseline 2007	Target - by 2014 (DSIP/NDP) <sup>18</sup>	Plantains	9,233	15,636	Cereals	2,632	3,618	Root crops	8,277	9,215	Pulses	610	1,234	Legumes	506	580	Cattle	7,182	9,942	Goats	8,275	11,089	Pigs	2,122	2,844	Sheep	1,697	2,274	Poultry	26,950	36,886	Fish	374.3	532.2	<ul style="list-style-type: none"> <li>❖ UBOS-(Statistical Abstract, Background to the Budget)</li> </ul>	
			Commodity	Total ('000 Mt-crops; no. Livestock)																																								
				Baseline 2007	Target - by 2014 (DSIP/NDP) <sup>18</sup>																																							
			Plantains	9,233	15,636																																							
			Cereals	2,632	3,618																																							
			Root crops	8,277	9,215																																							
			Pulses	610	1,234																																							
			Legumes	506	580																																							
			Cattle	7,182	9,942																																							
			Goats	8,275	11,089																																							
			Pigs	2,122	2,844																																							
			Sheep	1,697	2,274																																							
			Poultry	26,950	36,886																																							
			Fish	374.3	532.2																																							

<sup>6</sup> Basic facilities to support agricultural development including agriculture technology

<sup>7</sup> 2009 UBOS Statistical Abstract for 2007 Provisional estimates. Calculations: Agricultural Production in Mt, Population in Agriculture = 79% of Total Popn (20.6m), UNL size = 5.4

<sup>18</sup> DSIP/NDP figures are for 2013

**Draft 8 JUNE 2009 (DOCUMENT STILL UNDER REVISION AND SUBJECT TO CHANGES)**

Country Programme Outcomes	Country programme Output	Performance and Baselines Indicator(s)		Means of verification	Assumptions/Risks
		Indicator(s)	Baseline/Targets		
	<p><b>OUTPUT 2.3.1</b></p> <p>Government, civil society and private sector capacity to provide equitable access to production, value-addition, marketing and financial services to vulnerable communities strengthened.</p> <p><b>(FAO/WFP/UNDP/UNIFEM/ILO / UNCDF and Other UN Agencies)</b></p>	<ul style="list-style-type: none"> <li>❖ % increase in food self-sufficiency/food stocks</li> <li>❖ Number of institutions strengthen and functioning</li> <li>❖ % change in number of input stockists</li> <li>❖ Number of Micro-financial institutions by type of products offered</li> </ul>	<ul style="list-style-type: none"> <li>❖ Level of national food balance</li> <li>❖ 2007 Per capita income: Ug.sh 2,196/person/day (UBOS, 2007) target__</li> </ul>	<ul style="list-style-type: none"> <li>❖ UBOS ( Socio-economic Survey reports)</li> <li>❖ FAO -MDG monitoring reports)</li> <li>❖ UBOS ( Uganda National Health Demographic Surveys UNHDS)</li> </ul>	<ul style="list-style-type: none"> <li>❖ Supportive economic environment (production, processing, marketing/ trade, financial policies and strategies)</li> <li>❖ Climatic shock</li> </ul>

Country Programme Outcomes	Country programme Output	Performance and Baselines Indicator(s)		Means of verification	Assumptions/Risks
		Indicator(s)	Baseline/Targets		
	<p><b>OUTPUT 2.3.2</b></p> <p>Government and civil society capacity for dissemination of knowledge and skills for improved household food security and nutrition strengthened.</p> <p><b>(WFP/FAO/UNICEF/ other UN Agencies)</b></p>	<ul style="list-style-type: none"> <li>❖ -% increase in the number of persons consuming recommended calorie requirement</li> <li>❖ % of districts with development plans that include activities for food security and nutritional support</li> </ul>	<ul style="list-style-type: none"> <li>❖ National food consumption-...kcal per person/day target_1,700kcal per person/day__(FAO to verify)</li> <li>❖ No known baseline information</li> </ul>	<ul style="list-style-type: none"> <li>❖ UBOS ( Socio-economic Survey reports)</li> <li>❖ FAO/WHO - MDG monitoring reports)</li> <li>❖ WFP food consumption status reports</li> <li>❖ UBOS ( Uganda National Health Demographic Surveys UNHDS)</li> </ul>	<ul style="list-style-type: none"> <li>❖ Households are able to utilize nutrition information</li> <li>❖ CSOs committed to disseminate nutrition information</li> <li>❖ Households and CSOs will sustain nutrition activities</li> </ul>

Country Programme Outcomes	Country programme Output	Performance and Baselines Indicator(s)		Means of verification	Assumptions/Risks
		Indicator(s)	Baseline/Targets		
	<p><b>Output 2.3.3</b></p> <p>Government, CSOs, Private sector capacity to develop and implement programmes for increased youth employment strengthened</p> <p><b>ILO/WFP/UNDP/other UN Agencies)</b></p>	<ul style="list-style-type: none"> <li>❖ Number of programmes on youth employment opportunities established/supported.</li> <li>❖ %ge of youth in gainful employment</li> </ul>	<ul style="list-style-type: none"> <li>❖ Existing youth employment programmes (ILO to provide)</li> <li>❖ 2.2%<sup>19</sup> youth in gainful employment (UBOS, 2008) target__</li> </ul>	<ul style="list-style-type: none"> <li>❖ UBOS (Socio-economic surveys), MoES, MoGLSD Employment Reports, ILO Reports</li> </ul>	<ul style="list-style-type: none"> <li>❖ Political good will to support and implement youth employment programmes</li> <li>❖ Global recession does not result in job losses</li> </ul>

<sup>19</sup> Youth in Uganda refers to people with age: 18-30years

Country Programme Outcomes	Country programme Output	Performance and Baselines Indicator(s)		Means of verification	Assumptions/Risks
		Indicator(s)	Baseline/Targets		
	<p><b>Output 2.3.4</b></p> <p>Capacity of vulnerable communities, including households infected and affected by HIV/AIDS, to demand and access services for life skill development, nutrition, income generation, employment and markets strengthened</p> <p><b>(JP on HIV/AIDS)</b></p>	<ul style="list-style-type: none"> <li>❖ % of households of people living with HIV/AIDS that have income generating activities (IGAs)</li> <li>❖ % of PHAs whose households receive psychosocial support</li> </ul>	<ul style="list-style-type: none"> <li>❖ 41.2% (2006) (Target: 80% by 2014)</li> <li>❖ 86.3% (2006) (Target: 95% by 2014)</li> <li>❖ target__</li> </ul>	<ul style="list-style-type: none"> <li>❖ MoH (PHAs behaviour and service surveys),</li> <li>❖ UBOS (Household surveys), UDHS, AIS</li> </ul>	<ul style="list-style-type: none"> <li>❖ Supportive economic policies</li> <li>❖ Available and profitable input/output markets</li> <li>❖ Beneficiaries committed to take up IGAs</li> </ul>
					-

**UNDAF OUTCOME 3: Quality Social Services -Monitoring and Evaluation Framework**

<b>UNDAF Outcome 3 : Quality Social Services</b>				
<b>National priority or goals:</b> Increase access to quality social services (NDP)				
<b>UNDAF Outcome 3 Due by 2014:</b> <i>Vulnerable populations in Uganda, especially in the north, have increased access to and use of sustainable and quality social services including social protection interventions, by 2014.</i>				
<b>Monitoring and Evaluation Framework - UNDAF Outcome 3 – Quality Social Services</b>				
<b>Country Programme Outcomes</b>	<b>Country Programme Outputs</b>	<b>Indicators &amp; Baselines</b>	<b>Means of Verification</b>	<b>Assumptions and Risks</b>
<p><b>3.1</b> Evidence based policies, strategies and plans are reviewed , developed and adequately resourced through participatory and inclusive approaches to increase access to quality social services including social protection.</p>	<p><b>3.1.1</b> Social services, laws, strategies, plans, guidelines and implementation frameworks developed, updated and disseminated with attention to issues of equity, sustainability, HIV&amp;AIDS, high population growth and the unique circumstances of the pastoralist, returnee and transit populations in the North. (WHO, UNICEF, WFP, FAO, UNFPA, UNDP, HABITAT, UNAIDS, UNHCR, UNEP, UNESCO)</p>	<ul style="list-style-type: none"> <li>▪ Number/Proportion of evidence based policies that are harmonized and developed</li> <li>▪ Number of policies that are in place and HIV/AIDS, Gender, Environmentally friendly</li> <li>▪ <i>Number of reforms carried out to address gaps in key policies, strategies and plans</i></li> <li>▪ <i>Number of new or revised health, nutrition, education and WASH policies that are pro-marginalized, vulnerable people (orphans, women and children) &amp; gender sensitive</i></li> </ul>	<ul style="list-style-type: none"> <li>▪ UDHS</li> <li>▪ Localised surveys</li> <li>▪ Govt sector reports</li> <li>▪ HMIS</li> <li>▪ Partner reports</li> <li>▪ UBOS</li> <li>▪ Global guidelines</li> <li>▪ MDGs progress reports</li> <li>▪ Workshop reports</li> <li>▪ Capacity gap analysis reports</li> </ul>	<ol style="list-style-type: none"> <li>1. Peace prevails in the region and the return process continues;</li> <li>2. Limited no. of large scale natural disasters (such as flooding) experienced in the target areas.</li> <li>3. Selected areas have sustainable ground/safe water potential.</li> <li>4. Increased priority for sanitation and hygiene resources in Government</li> <li>5. Areas of return remain peaceful and are accessible</li> <li>6. Change in government priorities</li> <li>7. Climate change.</li> <li>8. Peace and security</li> <li>9. HR constraints</li> <li>10. Resource constraints</li> <li>11. Change in partner priorities</li> <li>12. Global economic crisis</li> </ol>

***Draft 8 JUNE 2009 (DOCUMENT STILL UNDER REVISION AND SUBJECT TO CHANGES)***

	<p><b>3.1.2.</b> Government and other duty bearers at all levels have improved capacity for analysis, harmonization of policy strategies and plans for increased access to social services and social protection. (UNFPA, UNICEF, WHO, FAO, UNAIDS, UNCDF, UNHABITAT)</p>	<ul style="list-style-type: none"> <li>• Number of functional policy analysis and coherence units</li> <li>• # of women's advocacy organizations participating in renewal or development of policies.</li> </ul>	<p>As above</p>	
	<p><b>3.1.3</b> Increased public &amp; private sector resource allocation and utilization at National and local government levels for pro-vulnerable, quality social service provision (UNFPA, UNICEF, WHO, FAO, UNDP, UNESCO, UNDAIDS, UNHABITAT)</p>	<ul style="list-style-type: none"> <li>• % increase of resources for social services allocated and absorbed.</li> <li>• Number of districts with annual increase in targeted budget allocations for social services for marginalized, vulnerable people (orphans, women and children)</li> <li>• % of districts with annual increase in targeted budget allocations for pro-poor social and protection services</li> <li>• Percentage of requested budget for quality social services (recovery / development) at district level which is realized</li> </ul>	<p>School inspection and support reports.</p>	
<p><b>3.2</b> National, Local Government and Civil Society systems have increased capacity to effectively implement policies and</p>	<p><b>3.2. 1</b> Government capacity to effectively manage the delivery of social services and social protection improved at all levels (WHO / UNICEF / WFP / FAO / UNFPA / UNAIDS / UNDP / UNHABITAT)</p>	<ul style="list-style-type: none"> <li>▪ Proportion of vacant health posts filled</li> <li>▪ Proportion of facilities with stock units of the tracer drugs (med + comm.)</li> <li>▪ Teacher to pupil ratio</li> <li>▪ Allocation vs Expenditure ration by sector</li> <li>▪ # of Government social workers per 100,000 in the population</li> <li>▪ % of schools that meet the minimum child</li> </ul>	<ul style="list-style-type: none"> <li>• UDHS</li> <li>• Localised surveys</li> <li>• Govt sector reports</li> <li>• HMIS</li> <li>• Partner reports</li> <li>• UBOS</li> </ul>	

***Draft 8 JUNE 2009 (DOCUMENT STILL UNDER REVISION AND SUBJECT TO CHANGES)***

<p>deliver equitable and quality Social Services and Social Protection in a context of high population growth, inequities, and with special emphasis on the unique circumstances of the pastoralist, returnee and transit populations in the north</p>		<p><i>friendly criteria</i></p> <ul style="list-style-type: none"> <li>▪ # of Government social workers per 100,000 in the population</li> </ul>	<ul style="list-style-type: none"> <li>• Global guidelines</li> <li>• MDGs progress reports</li> </ul>
	<p><b>3.2.2</b> Timely, reliable, disaggregated and analysed data on the social and environment situation including hazards, risks, and vulnerabilities and, social services, including social protection interventions, available and used for policy formulation, planning and decision making (WHO / UNICEF / WFP / FAO / UNFPA/ UNDP, UNCDF, UNHABITAT)</p>	<ul style="list-style-type: none"> <li>▪ Existence of functional sector specific data bases / Number of functional data systems in place</li> <li>▪ Proportion of sector specific periodical reports produced on time</li> </ul> <ul style="list-style-type: none"> <li>• # officials trained in sector monitoring system and use of golden indicators.</li> <li>• # of official trained in planning &amp; coordination.</li> <li>▪ Number of institutions at national and district levels reporting use agreed national INGO systems and indicators</li> <li>• Number of thematic analytical reports and papers for policy and budgeting that use dis-aggregated data by sex, age, income and geographical areas</li> </ul>	As above
	<p><b>3.2.3.</b> Evidence on critical human resource constraints is collated and strategies to address constraints are developed and implemented. (WHO / UNICEF / WFP / UNFPA)</p>	<ul style="list-style-type: none"> <li>▪ Proportion of deliveries attended by skilled providers</li> <li>• No. of trained teachers/schools</li> <li>• # officials trained in sector monitoring system and use of golden indicators.</li> <li>• # of official trained in planning &amp; coordination</li> </ul>	As above

	<p><b>3.2.4</b> Improved national and Local Government and Civil Society capacity for disaster risk reduction with an emphasis on building community resilience to achieve sustainable development gains and safeguarding investments in the face of frequent epidemics, floods, droughts, population displacements and emergencies related to climate change (FAO, UN-HABITAT, UNDP, UNESCO, UNFPA, UNICEF, WFP, WHO)</p>	<ul style="list-style-type: none"> <li>▪ Existence of Govt. and local Govt. disaster &amp; emergency preparedness plans.</li> <li>▪ Budget allocation for disasters and emergency plans</li> <li>▪ Existence of functional coordination structures for emergency and disaster at National/District levels</li> <li>• Existence of early warning and response systems</li> </ul>	<ul style="list-style-type: none"> <li>▪ Workshop reports</li> <li>▪ Capacity gap analysis reports</li> </ul>	
	<p><b>3.2.5</b> Standards and procedures that meet minimum international requirements are used for infrastructure development in social services sectors (WHO / UNICEF / WFP / UNFPA)</p>	<ul style="list-style-type: none"> <li>▪ Emergency response performance indicators in line with SPHERE standards</li> </ul>		
	<p><b>3.2.6</b> National, Local Govt. and Civil Society capacities are strengthened to deliver gender and age sensitive social services to prevent and respond to violence, exploitation and abuse of women, children and men (UNHCR/ILO/UNAIDS/ UNICEF / WFP / UNFPA/UNDP, UNESCO)</p>	<ul style="list-style-type: none"> <li>▪ <i>% of sub-counties with functional and effective child protection systems</i></li> <li>▪ <i>Number of institutions supported through staff training, provision of tools and supplies for effective care and support services for GBV survivors</i></li> <li>▪ <i>Number of Government and community organizations with knowledge and application of Child Protection core principles</i></li> <li>▪ <i>Number of trainings for grassroots organizations on monitoring &amp; investigations of rights violence and abuses</i></li> </ul>	<ul style="list-style-type: none"> <li>▪ DHS 2006 etc</li> <li>▪ Crime Watch Report – Police</li> <li>▪ Police Reports</li> <li>▪ District / ILO Reports and UBOS reports</li> <li>▪ MGLSD</li> </ul>	

**Draft 8 JUNE 2009 (DOCUMENT STILL UNDER REVISION AND SUBJECT TO CHANGES)**

			<ul style="list-style-type: none"> <li>▪ Reports</li> <li>▪ District Community Service Reports</li> </ul>	
<p>3.3 Individuals, families and communities, especially the most vulnerable, empowered to demand and utilize quality social services and social protection interventions</p>	<p>3.3.1 Capacity of care givers improved for timely and quality provision of social services as per national standards and guidelines. (UNICEF / WFP / WHO/UNHABITAT)</p>	<ul style="list-style-type: none"> <li>▪ Number of caregivers made knowledgeable on national standards.</li> <li>▪ Number of TOTs carried out</li> <li>▪ % of caregivers having knowledge and skills to adopt adequate IYCF and maternal nutrition practices (baseline for IYCF 24.8% - UDHS 2006)</li> </ul> <p><b>Need to add indicator on VHT</b></p> <ul style="list-style-type: none"> <li>• # or % of villages with functional VHTs</li> <li>• # or % of VHTs producing and disseminating monthly reports</li> <li>• VHT Coverage in PRDP other districts (coverage includes recruitment, training and active work)</li> </ul>	<ul style="list-style-type: none"> <li>• UDHS</li> <li>• Localised surveys</li> <li>• Govt sector reports</li> <li>• HMIS</li> <li>• Partner reports</li> <li>• UBOS</li> <li>• Global guidelines</li> <li>• MDGs progress reports</li> </ul>	
	<p>3.3.2 Families and communities , especially the most vulnerable, and populations at risk, especially young people between the ages of 6 and 24 , in and out of school, have improved knowledge to make informed choices and claim their rights to use, and have ownership over social services including social protection interventions, that improve</p>	<ul style="list-style-type: none"> <li>▪ Progressive knowledge on HIV/AIDS</li> <li>▪ % of young people who use a condom (at last high risk stage – check definition from National Plan)</li> <li>▪ % of young people who successfully complete the primary education cycle – desegregated by gender.</li> <li>▪ Youth trained in ISH</li> <li>▪ % of young people using modern family planning</li> <li>▪ % of Most at Risk populations (MaRPs) having comprehensive knowledge on HIV/AIDS, having access and utilizing</li> </ul>	<ul style="list-style-type: none"> <li>▪ Partnership Cooperation Reports.</li> <li>▪ District Reports.</li> <li>▪ Monitoring reports</li> <li>▪ District Reports</li> <li>▪ Annual Sector Performance Report</li> <li>▪ National</li> </ul>	

	<p>their quality of life ( UNFPA, UNICEF,WHO, FAO, UNDP, UNESCO, UNHABITAT)</p>	<p>prevention, treatment and care services.</p> <ul style="list-style-type: none"> <li>▪ Girls drop out rate in secondary school reduced</li> <li>• Teenage pregnancy rate reduced</li> <li>• % of women who seek ant-natal care</li> <li>• % of women of child bearing age having comprehensive knowledge of reproductive health services.</li> <li>• % of adults<sup>20</sup> consuming functional adult literacy services</li> <li>• % of deliveries that take place with the support of skilled health attendants.</li> <li>• % of families or individuals reporting gender based violence</li> </ul> <ul style="list-style-type: none"> <li>• % of mothers with adequate knowledge on the 7 Family Care practices for MCH through VHT's</li> <li>• At least 80% of children U5 receive micronutrient interventions and, access to management of malnutrition in all focus districts improved from 40% to 60% by 2014</li> <li>• % of primary schools in focus districts with functional water sources, separate sanitation facilities for boys and girls, separate hand-washing facilities for boys and girls</li> </ul> <p>At least 60% of pregnant and lactating women receive micronutrient interventions % by 2014</p> <ul style="list-style-type: none"> <li>• <b>Need to add indicator on VHT</b></li> </ul>	<p>Service Delivery Survey 2009 UDHS 2011</p>	
--	---	---	---	--

<sup>20</sup> Reference should be made to the National Service Delivery Survey Manual in this regard.